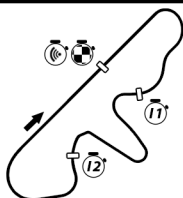


DIJON-PRENOIS

Seq	Num	Heure	Secteur 1	Secteur 2	Secteur 3	Tour	Temps	Pilote
805 GPA RACING								
7	805	[DRIVER] 3h44:48.625						FRAICHOT Lucas
8	805	[OUT] 8h16:39.409						
42 START								
43 1.938 YELLOW FLAG								
45	805	8h26:34.219	51.266	55.560	8:07.984			FRAICHOT Lucas
63	805	8h29:55.590	1:06.187	1:03.751	1:11.433	1	3:21.371	FRAICHOT Lucas
81	805	8h32:34.904	50.763	54.993	53.558	2	2:39.314	FRAICHOT Lucas
96 5:22.184 START								
101	805	8h34:41.827	36.836	45.682	44.405	3	2:06.923	FRAICHOT Lucas
125	805	8h36:52.756	33.553	51.714	45.662	4	2:10.929	FRAICHOT Lucas
130		10:32.094						CODE 60
131		10:51.608						CODE 60
138	805	[IN] 8h39:41.586	36.110	58.484	1:14.236	4		
149 14:26.197 START								
157	805	[DRIVER] 4h10:52.211				4		PIALLAT Tom
158	805	[OUT] 8h42:42.552				5	3:00.966	PIALLAT Tom
180	805	8h44:48.970	37.732	44.894	43.792	6		PIALLAT Tom
196	805	8h46:51.945	34.511	44.832	43.632	7	2:02.975	PIALLAT Tom
212	805	8h48:53.230	33.967	44.376	42.942	8	2:01.285	PIALLAT Tom
226	805	8h50:54.611	32.916	44.972	43.493	9	2:01.381	PIALLAT Tom
243	805	8h52:54.690	32.868	44.718	42.493	10	2:00.079	PIALLAT Tom
259	805	8h54:55.882	33.674	44.411	43.107	11	2:01.192	PIALLAT Tom
276	805	8h56:55.715	33.087	44.284	42.462	12	1:59.833	PIALLAT Tom
282		30:15.922						CODE 60
285		30:31.309						CODE 60
299	805	8h59:55.792	32.850	56.915	1:30.312	13	3:00.077	PIALLAT Tom
302 33:01.203 START								
312	805	9h02:09.989	47.117	44.057	43.023	14	2:14.197	PIALLAT Tom
330	805	9h04:09.997	32.517	44.627	42.864	15	2:00.008	PIALLAT Tom
350	805	9h06:09.416	32.473	44.265	42.681	16	1:59.419	PIALLAT Tom
367	805	9h08:07.730	32.406	43.421	42.487	17	1:58.314	PIALLAT Tom
383	805	9h10:08.284	32.485	44.586	43.483	18	2:00.554	PIALLAT Tom
396	805	9h12:09.402	33.573	44.592	42.953	19	2:01.118	PIALLAT Tom
415	805	9h14:08.952	32.759	44.026	42.765	20	1:59.550	PIALLAT Tom
432	805	9h16:08.335	32.641	43.805	42.937	21	1:59.383	PIALLAT Tom
448	805	9h18:07.592	32.521	44.557	42.179	22	1:59.257	PIALLAT Tom
463	805	9h20:07.660	33.040	44.328	42.700	23	2:00.068	PIALLAT Tom
480	805	9h22:07.453	33.074	44.378	42.341	24	1:59.793	PIALLAT Tom
495	805	9h24:07.546	32.627	44.741	42.725	25	2:00.093	PIALLAT Tom
510	805	9h26:07.667	32.493	44.891	42.737	26	2:00.121	PIALLAT Tom
529	805	9h28:17.113	43.167	43.773	42.506	27	2:09.446	PIALLAT Tom
544		1h02:50.103						CODE 60
545	805	9h30:21.556	32.928	44.977	46.538	28	2:04.443	PIALLAT Tom
549		1h03:04.533						CODE 60
558 1h05:03.946 START								
562	805	9h33:13.470	1:05.993	1:02.682	43.239	29	2:51.914	PIALLAT Tom
577	805	9h35:14.191	32.730	44.979	43.012	30	2:00.721	PIALLAT Tom

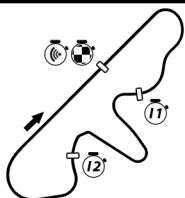
3,800 Km



DIJON-PRENOIS

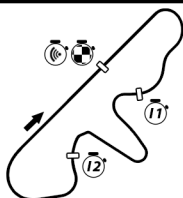
Seq	Num	Heure	Secteur 1	Secteur 2	Secteur 3	Tour	Temps	Pilote
596	805	9h37:17.610	33.755	45.479	44.185	31	2:03.419	PIALLAT Tom
612	805	9h39:20.866	35.645	44.318	43.293	32	2:03.256	PIALLAT Tom
631	805	9h41:22.076	33.421	44.510	43.279	33	2:01.210	PIALLAT Tom
647	805	9h43:22.275	32.854	44.454	42.891	34	2:00.199	PIALLAT Tom
659	805	9h45:22.732	33.259	43.944	43.254	35	2:00.457	PIALLAT Tom
672	805	9h47:23.026	33.148	43.895	43.251	36	2:00.294	PIALLAT Tom
688	805	[IN] 9h49:20.275	32.951	44.355	39.943	36		
693	805	[DRIVER] 5h18:25.658				36		PIALLAT Tom
694	805	[OUT] 9h50:15.662				37	55.387	PIALLAT Tom
713	805	9h52:22.308	38.582	44.525	43.539	38		PIALLAT Tom
730	805	9h54:24.648	33.574	44.780	43.986	39	2:02.340	PIALLAT Tom
746	805	[IN] 9h56:23.050	33.304	44.765	40.333	39		
795		1h36:45.126						CODE 60
798		1h37:00.816						CODE 60
801	805	[DRIVER] 4h21:34.606				39		FRAICHOT Lucas
802	805	[OUT] 10h04:59.414				40	8:36.364	FRAICHOT Lucas
811		1h39:40.079						START
819	805	10h08:03.879	1:06.656	1:06.244	51.565	41		FRAICHOT Lucas
835	805	10h10:19.104	37.530	48.054	49.641	42	2:15.225	FRAICHOT Lucas
849	805	10h12:32.058	37.483	47.643	47.828	43	2:12.954	FRAICHOT Lucas
861	805	10h14:45.109	38.768	47.595	46.688	44	2:13.051	FRAICHOT Lucas
874	805	10h16:55.691	35.635	46.736	48.211	45	2:10.582	FRAICHOT Lucas
888	805	10h19:09.030	39.102	47.786	46.451	46	2:13.339	FRAICHOT Lucas
903	805	10h21:18.224	37.408	46.547	45.239	47	2:09.194	FRAICHOT Lucas
923	805	10h23:24.219	34.142	46.220	45.633	48	2:05.995	FRAICHOT Lucas
939	805	10h25:36.559	36.573	48.414	47.353	49	2:12.340	FRAICHOT Lucas
954	805	10h27:48.020	36.668	48.667	46.126	50	2:11.461	FRAICHOT Lucas
971	805	10h29:57.412	35.209	47.202	46.981	51	2:09.392	FRAICHOT Lucas
986	805	10h32:04.818	34.300	46.577	46.529	52	2:07.406	FRAICHOT Lucas
1003	805	10h34:16.677	37.039	48.210	46.610	53	2:11.859	FRAICHOT Lucas
1019	805	10h36:25.853	35.548	47.637	45.991	54	2:09.176	FRAICHOT Lucas
1037	805	10h38:34.383	35.328	46.931	46.271	55	2:08.530	FRAICHOT Lucas
1053	805	10h40:42.875	34.685	46.807	47.000	56	2:08.492	FRAICHOT Lucas
1068	805	10h42:52.771	36.250	47.516	46.130	57	2:09.896	FRAICHOT Lucas
1085	805	10h45:01.593	35.339	47.242	46.241	58	2:08.822	FRAICHOT Lucas
1092		2h18:29.511						CODE 60
1095		2h18:45.006						CODE 60
1105	805	[IN] 10h47:46.016	34.953	57.213	1:12.257	58		
1113		2h22:08.474						START
1125	805	[OUT] 10h51:17.217				59	3:31.201	
1126	805	[DRIVER] 6h19:27.821				59		PIALLAT Tom
1146	805	10h53:26.581	38.087	45.378	45.899	60		PIALLAT Tom
1161	805	10h55:30.239	33.819	45.049	44.790	61	2:03.658	PIALLAT Tom
1179	805	10h57:31.105	32.862	44.471	43.533	62	2:00.866	PIALLAT Tom
1181		2h30:24.912						CODE 60
1182		2h30:39.895						CODE 60
1191		2h32:19.101						START
1198	805	11h00:08.223	34.603	1:04.221	58.294	63	2:37.118	PIALLAT Tom

3,800 Km



DIJON-PRENOIS

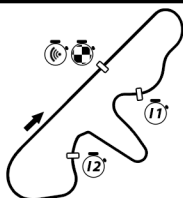
Seq	Num	Heure	Secteur 1	Secteur 2	Secteur 3	Tour	Temps	Pilote
1210	805	[IN] 11h02:06.360	32.493	45.552	40.092	63		
1244	805	[DRIVER] 6h33:52.216				63		FRAICHOT Lucas
1245	805	[OUT] 11h05:41.521				64	3:35.161	FRAICHOT Lucas
1262	805	11h07:53.827	40.257	46.923	45.126	65		FRAICHOT Lucas
1278	805	11h09:59.510	34.247	47.179	44.257	66	2:05.683	FRAICHOT Lucas
1297	805	[IN] 11h12:02.528	33.873	45.636	43.509	66		
1327	805	[OUT] 11h15:32.400				67	3:29.872	
1328	805	[DRIVER] 5h32:08.177				67		PIALLAT Tom
1341	805	11h17:40.019	37.632	45.140	44.847	68		PIALLAT Tom
1358	805	11h19:41.327	32.804	44.633	43.871	69	2:01.308	PIALLAT Tom
1373	805	11h21:42.615	32.878	44.897	43.513	70	2:01.288	PIALLAT Tom
1390	805	11h23:42.995	32.538	44.725	43.117	71	2:00.380	PIALLAT Tom
1404	805	11h25:45.936	34.113	45.043	43.785	72	2:02.941	PIALLAT Tom
1420	805	[IN] 11h27:43.203	32.897	44.897	39.473	72		
1424	805	[DRIVER] 5h44:44.560				72		PIALLAT Tom
1425	805	[OUT] 11h28:08.882				73	25.679	PIALLAT Tom
1435		3h01:54.651						FINISH
1443	805	11h30:16.134	39.006	45.088	43.158	74		PIALLAT Tom



DIJON-PRENOIS

Seq	Num	Heure	Secteur 1	Secteur 2	Secteur 3	Tour	Temps	Pilote
807 DH SPORT								
39	807	[OUT] 8h22:05.244						NEUMANN Victor
42								START
43		1.938						YELLOW FLAG
48	807	8h26:36.471	41.450	46.975	3:02.802			NEUMANN Victor
66	807	8h29:57.400	1:06.064	1:03.661	1:11.204	1	3:20.929	NEUMANN Victor
84	807	8h32:35.804	51.332	54.612	52.460	2	2:38.404	NEUMANN Victor
96		5:22.184						START
102	807	8h34:41.969	36.682	44.358	45.125	3	2:06.165	NEUMANN Victor
117	807	8h36:47.858	34.341	46.428	45.120	4	2:05.889	NEUMANN Victor
130		10:32.094						CODE 60
131		10:51.608						CODE 60
140	807	8h39:46.487	35.448	52.282	1:30.899	5	2:58.629	NEUMANN Victor
149		14:26.197						START
155	807	8h42:40.581	1:05.033	1:04.297	44.764	6	2:54.094	NEUMANN Victor
178	807	8h44:47.544	34.994	46.020	45.949	7	2:06.963	NEUMANN Victor
195	807	8h46:51.450	35.000	45.166	43.740	8	2:03.906	NEUMANN Victor
213	807	8h48:55.126	34.685	45.107	43.884	9	2:03.676	NEUMANN Victor
231	807	8h50:59.396	34.707	46.182	43.381	10	2:04.270	NEUMANN Victor
248	807	8h53:03.067	33.911	46.090	43.670	11	2:03.671	NEUMANN Victor
264	807	8h55:07.303	33.628	45.606	45.002	12	2:04.236	NEUMANN Victor
282		30:15.922						CODE 60
285		30:31.309						CODE 60
301	807	[IN] 9h00:09.174	34.547	44.799	3:42.525	12		
302		33:01.203						START
328	807	[DRIVER] 3h20:42.047				12		KRUIZE Brady
329	807	[OUT] 9h04:07.220				13	3:58.046	KRUIZE Brady
353	807	9h06:33.269	43.651	50.471	51.927	14		KRUIZE Brady
370	807	9h08:42.018	36.131	46.333	46.285	15	2:08.749	KRUIZE Brady
387	807	9h10:48.397	34.815	46.132	45.432	16	2:06.379	KRUIZE Brady
401	807	9h12:56.355	34.673	47.182	46.103	17	2:07.958	KRUIZE Brady
422	807	9h15:04.536	36.098	46.685	45.398	18	2:08.181	KRUIZE Brady
441	807	9h17:11.392	36.355	45.747	44.754	19	2:06.856	KRUIZE Brady
458	807	9h19:16.687	34.224	45.853	45.218	20	2:05.295	KRUIZE Brady
475	807	9h21:24.203	34.418	47.632	45.466	21	2:07.516	KRUIZE Brady
492	807	9h23:29.443	34.280	46.178	44.782	22	2:05.240	KRUIZE Brady
508	807	9h25:34.566	34.794	45.590	44.739	23	2:05.123	KRUIZE Brady
527	807	9h27:41.237	33.904	46.792	45.975	24	2:06.671	KRUIZE Brady
541	807	9h29:45.867	34.721	45.605	44.304	25	2:04.630	KRUIZE Brady
544		1h02:50.103						CODE 60
549		1h03:04.533						CODE 60
558		1h05:03.946						START
559	807	9h32:44.649	40.361	1:02.819	1:15.602	26	2:58.782	KRUIZE Brady
574	807	9h34:51.970	36.432	45.592	45.297	27	2:07.321	KRUIZE Brady
593	807	[IN] 9h36:55.812	34.059	45.511	44.272	27		
625	807	[OUT] 9h40:38.199				28	3:42.387	
643	807	9h42:58.308	42.709	48.267	49.133	29		
658	807	9h45:11.598	37.887	47.086	48.317	30	2:13.290	

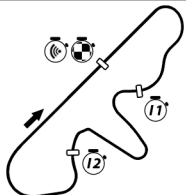
3,800 Km



DIJON-PRENOIS

Seq	Num	Heure	Secteur 1	Secteur 2	Secteur 3	Tour	Temps	Pilote
673	807	9h47:23.143	37.281	46.594	47.670	31	2:11.545	
689	807	9h49:32.295	36.147	46.062	46.943	32	2:09.152	
711	807	9h51:42.395	36.854	46.241	47.005	33	2:10.100	
728	807	9h53:52.475	36.858	46.889	46.333	34	2:10.080	
744	807	9h56:03.002	36.114	47.292	47.121	35	2:10.527	
757	807	9h58:17.940	37.807	48.409	48.722	36	2:14.938	
769	807	10h00:30.648	37.283	47.052	48.373	37	2:12.708	
782	807	10h02:43.124	37.087	47.467	47.922	38	2:12.476	
795		1h36:45.126						CODE 60
798		1h37:00.816						CODE 60
804	807	10h05:35.498	37.369	48.361	1:26.644	39	2:52.374	
811		1h39:40.079						START
821	807	10h08:21.252	1:02.784	54.010	48.960	40	2:45.754	
836	807	10h10:35.436	37.717	47.783	48.684	41	2:14.184	
850	807	10h12:48.917	37.332	47.719	48.430	42	2:13.481	
863	807	10h15:00.757	36.618	47.451	47.771	43	2:11.840	
876	807	10h17:12.986	36.783	47.500	47.946	44	2:12.229	
892	807	10h19:22.895	36.515	46.959	46.435	45	2:09.909	
904	807	10h21:34.820	38.128	46.993	46.804	46	2:11.925	
925	807	10h23:44.468	35.946	46.703	46.999	47	2:09.648	
941	807	[IN] 10h25:51.377	35.883	47.441	43.585	47		
1006	807	[DRIVER] 6h03:03.906				47		KRUIZE Brady
1007	807	[OUT] 10h34:53.625				48	9:02.248	KRUIZE Brady
1024	807	10h37:18.968	45.373	50.137	49.833	49		KRUIZE Brady
1042	807	10h39:33.230	37.099	48.262	48.901	50	2:14.262	KRUIZE Brady
1061	807	10h41:45.482	36.903	47.419	47.930	51	2:12.252	KRUIZE Brady
1078	807	10h43:57.531	35.960	47.625	48.464	52	2:12.049	KRUIZE Brady
1092		2h18:29.511						CODE 60
1095		2h18:45.006						CODE 60
1097	807	10h46:22.740	38.769	47.166	59.274	53	2:25.209	KRUIZE Brady
1113		2h22:08.474						START
1115	807	10h49:46.858	1:01.828	1:02.938	1:19.352	54	3:24.118	KRUIZE Brady
1133	807	[IN] 10h51:56.818	37.608	47.985	44.367	54		
1164	807	[OUT] 10h55:51.717				55	3:54.899	KRUIZE Brady
1181		2h30:24.912						CODE 60
1182		2h30:39.895						CODE 60
1191		2h32:19.101						START
1203	807	11h00:53.673	41.150	3:30.745	50.061	56		KRUIZE Brady
1225	807	[IN] 11h03:02.927	38.265	47.230	43.759	56		
1238	807	[OUT] 11h05:02.384				57	1:59.457	
1258	807	[IN] 11h07:15.608	41.519	47.844	43.861	57		
1286	807	[DRIVER] 5h27:33.115				57		KRUIZE Brady
1287	807	[OUT] 11h10:57.380				58	3:41.772	KRUIZE Brady
1306	807	11h13:12.686	41.208	48.212	45.886	59		KRUIZE Brady
1323	807	11h15:25.251	39.173	47.900	45.492	60	2:12.565	KRUIZE Brady
1340	807	11h17:33.427	34.811	47.228	46.137	61	2:08.176	KRUIZE Brady
1357	807	11h19:41.281	35.049	46.950	45.855	62	2:07.854	KRUIZE Brady
1378	807	11h21:50.335	35.000	47.127	46.927	63	2:09.054	KRUIZE Brady

3,800 Km



DIJON-PRENOIS

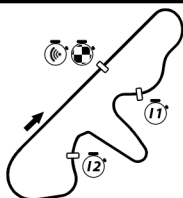


PEUGEOT SPORT
LES RENCONTRES-

RENCONTRES PEUGEOT SPORT
DIJON-PRENOIS
TROPHEE ENDURANCE PEUGEOT
Course
Historique

Seq	Num	Heure	Secteur 1	Secteur 2	Secteur 3	Tour	Temps	Pilote
1394	807	11h23:56.183	35.161	45.861	44.826	64	2:05.848	KRUIZE Brady
1410	807	11h26:01.887	34.514	46.283	44.907	65	2:05.704	KRUIZE Brady
1427	807	11h28:10.930	35.892	46.724	46.427	66	2:09.043	KRUIZE Brady
1435		3h01:54.651						FINISH
1444	807	11h30:18.308	35.160	47.524	44.694	67	2:07.378	KRUIZE Brady

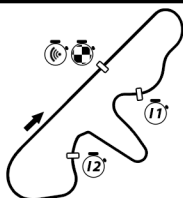




DIJON-PRENOIS

Seq	Num	Heure	Secteur 1	Secteur 2	Secteur 3	Tour	Temps	Pilote
817 SITE DE POISSY								
30	817	[DRIVER] 3h48:12.588						BREGEON Patrick
31	817	[OUT] 8h20:03.253						
42								START
43		1.938						YELLOW FLAG
56	817	8h26:43.192	51.464	55.833	4:52.642			BREGEON Patrick
74	817	8h30:00.229	1:03.104	1:03.994	1:09.939	1	3:17.037	BREGEON Patrick
92	817	8h32:38.345	52.366	54.853	50.897	2	2:38.116	BREGEON Patrick
96		5:22.184						START
112	817	8h34:50.331	38.514	48.014	45.458	3	2:11.986	BREGEON Patrick
128	817	8h36:58.665	36.472	46.434	45.428	4	2:08.334	BREGEON Patrick
130		10:32.094						CODE 60
131		10:51.608						CODE 60
146	817	8h40:09.597	36.655	57.412	1:36.865	5	3:10.932	BREGEON Patrick
149		14:26.197						START
162	817	8h43:03.875	1:11.186	56.823	46.269	6	2:54.278	BREGEON Patrick
183	817	8h45:11.329	35.776	45.566	46.112	7	2:07.454	BREGEON Patrick
200	817	8h47:21.458	36.495	47.694	45.940	8	2:10.129	BREGEON Patrick
217	817	8h49:29.768	36.274	46.400	45.636	9	2:08.310	BREGEON Patrick
235	817	8h51:37.395	36.045	46.926	44.656	10	2:07.627	BREGEON Patrick
252	817	8h53:47.023	35.754	48.289	45.585	11	2:09.628	BREGEON Patrick
269	817	8h55:57.277	36.726	47.837	45.691	12	2:10.254	BREGEON Patrick
282		30:15.922						CODE 60
285		30:31.309						CODE 60
289	817	[IN] 8h58:20.463	35.649	46.681	1:00.856	12		
302		33:01.203						START
309	817	[DRIVER] 3h18:33.231				12		SCHMALTZ David
310	817	[OUT] 9h01:58.667				13	3:38.204	SCHMALTZ David
333	817	9h04:25.670	41.650	57.564	47.789	14		SCHMALTZ David
354	817	9h06:39.396	37.434	48.049	48.243	15	2:13.726	SCHMALTZ David
373	817	9h08:53.110	37.735	47.500	48.479	16	2:13.714	SCHMALTZ David
392	817	9h11:06.212	37.049	49.182	46.871	17	2:13.102	SCHMALTZ David
407	817	9h13:18.642	37.030	47.978	47.422	18	2:12.430	SCHMALTZ David
427	817	9h15:32.200	39.435	47.310	46.813	19	2:13.558	SCHMALTZ David
445	817	9h17:43.321	36.936	47.850	46.335	20	2:11.121	SCHMALTZ David
462	817	9h19:55.787	36.900	48.873	46.693	21	2:12.466	SCHMALTZ David
479	817	9h22:07.531	37.206	47.688	46.850	22	2:11.744	SCHMALTZ David
498	817	9h24:17.600	36.421	47.312	46.336	23	2:10.069	SCHMALTZ David
513	817	9h26:31.269	39.508	47.638	46.523	24	2:13.669	SCHMALTZ David
533	817	9h28:43.024	37.524	47.797	46.434	25	2:11.755	SCHMALTZ David
544		1h02:50.103						CODE 60
549		1h03:04.533						CODE 60
553	817	9h31:32.556	36.686	47.482	1:25.364	26	2:49.532	SCHMALTZ David
558		1h05:03.946						START
570	817	[IN] 9h34:06.683	1:00.979	48.129	45.019	26		
601	817	[DRIVER] 5h05:52.986				26		BREGEON Patrick
602	817	[OUT] 9h37:43.018				27	3:36.335	BREGEON Patrick
620	817	9h40:02.487	43.091	48.583	47.795	28		BREGEON Patrick

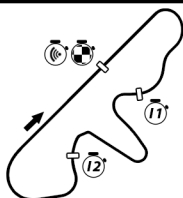
3,800 Km



DIJON-PRENOIS

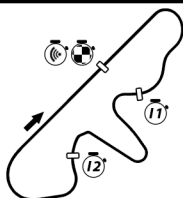
Seq	Num	Heure	Secteur 1	Secteur 2	Secteur 3	Tour	Temps	Pilote
640	817	9h42:15.542	38.082	47.460	47.513	29	2:13.055	BREGEON Patrick
655	817	9h44:27.328	36.404	47.816	47.566	30	2:11.786	BREGEON Patrick
669	817	9h46:41.909	38.278	48.771	47.532	31	2:14.581	BREGEON Patrick
685	817	9h48:55.860	38.630	48.182	47.139	32	2:13.951	BREGEON Patrick
705	817	9h51:07.268	37.092	47.779	46.537	33	2:11.408	BREGEON Patrick
721	817	9h53:20.559	38.431	47.866	46.994	34	2:13.291	BREGEON Patrick
738	817	9h55:33.963	37.588	48.278	47.538	35	2:13.404	BREGEON Patrick
752	817	9h57:48.040	37.401	48.152	48.524	36	2:14.077	BREGEON Patrick
767	817	10h00:04.006	38.844	48.024	49.098	37	2:15.966	BREGEON Patrick
778	817	10h02:19.565	37.318	48.478	49.763	38	2:15.559	BREGEON Patrick
795		1h36:45.126						CODE 60
798		1h37:00.816						CODE 60
803	817	10h05:01.511	39.441	49.895	1:12.610	39	2:41.946	BREGEON Patrick
811		1h39:40.079						START
820	817	[IN] 10h08:11.835	1:10.170	1:08.571	51.583	39		
871	817	[DRIVER] 4h33:20.991				39		SCHMALTZ David
872	817	[OUT] 10h16:45.834				40	8:33.999	SCHMALTZ David
890	817	10h19:21.317	49.793	52.855	52.835	41		SCHMALTZ David
906	817	10h21:47.934	43.620	52.499	50.498	42	2:26.617	SCHMALTZ David
927	817	10h24:11.608	42.018	50.902	50.754	43	2:23.674	SCHMALTZ David
945	817	10h26:32.976	41.829	49.021	50.518	44	2:21.368	SCHMALTZ David
962	817	10h28:50.663	39.024	49.615	49.048	45	2:17.687	SCHMALTZ David
978	817	10h31:11.699	40.741	49.681	50.614	46	2:21.036	SCHMALTZ David
994	817	10h33:31.833	39.021	49.936	51.177	47	2:20.134	SCHMALTZ David
1013	817	10h35:54.090	39.423	50.997	51.837	48	2:22.257	SCHMALTZ David
1034	817	10h38:16.918	39.730	51.266	51.832	49	2:22.828	SCHMALTZ David
1050	817	10h40:38.765	39.646	50.010	52.191	50	2:21.847	SCHMALTZ David
1069	817	[IN] 10h42:56.703	39.849	50.468	47.621	50		
1092		2h18:29.511						CODE 60
1095		2h18:45.006						CODE 60
1099	817	[DRIVER] 6h14:45.854				50		BREGEON Patrick
1100	817	[OUT] 10h46:35.449				51	3:38.746	BREGEON Patrick
1113		2h22:08.474						START
1120	817	10h49:59.403	1:00.874	1:09.578	1:13.502	52		BREGEON Patrick
1137	817	10h52:17.773	38.611	50.134	49.625	53	2:18.370	BREGEON Patrick
1155	817	10h54:34.521	38.021	49.899	48.828	54	2:16.748	BREGEON Patrick
1175	817	10h56:50.171	37.511	49.806	48.333	55	2:15.650	BREGEON Patrick
1181		2h30:24.912						CODE 60
1182		2h30:39.895						CODE 60
1191		2h32:19.101						START
1194	817	10h59:48.480	36.612	52.692	1:29.005	56	2:58.309	BREGEON Patrick
1209	817	11h02:05.336	37.843	51.543	47.470	57	2:16.856	BREGEON Patrick
1231	817	11h04:21.192	36.705	51.075	48.076	58	2:15.856	BREGEON Patrick
1250	817	11h06:34.410	37.065	48.099	48.054	59	2:13.218	BREGEON Patrick
1271	817	11h08:48.091	36.942	49.510	47.229	60	2:13.681	BREGEON Patrick
1288	817	[IN] 11h11:00.127	36.582	49.682	45.772	60		
1314	817	[DRIVER] 5h31:10.107				60		SCHMALTZ David
1315	817	[OUT] 11h14:34.519				61	3:34.392	SCHMALTZ David

3,800 Km



DIJON-PRENOIS

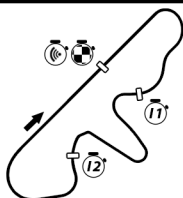
Seq	Num	Heure	Secteur 1	Secteur 2	Secteur 3	Tour	Temps	Pilote
1337	817	11h16:59.014	43.027	51.009	50.459	62		SCHMALTZ David
1354	817	11h19:15.859	38.849	49.645	48.351	63	2:16.845	SCHMALTZ David
1372	817	11h21:35.043	38.842	50.770	49.572	64	2:19.184	SCHMALTZ David
1391	817	11h23:51.821	37.839	50.214	48.725	65	2:16.778	SCHMALTZ David
1411	817	11h26:10.719	39.683	50.341	48.874	66	2:18.898	SCHMALTZ David
1430	817	11h28:26.039	38.163	48.698	48.459	67	2:15.320	SCHMALTZ David
1435		3h01:54.651						FINISH
1448	817	11h30:41.444	38.083	49.258	48.064	68	2:15.405	SCHMALTZ David



DIJON-PRENOIS

Seq	Num	Heure	Secteur 1	Secteur 2	Secteur 3	Tour	Temps	Pilote
818 SRC								
37	818	[OUT] 8h20:40.574						
38	818	[DRIVER] 3h48:50.025						SALIN Brigitte
42								START
43		1.938						YELLOW FLAG
60	818	8h26:47.733	1:05.084	58.394	4:03.681			SALIN Brigitte
78	818	8h30:02.935	1:03.641	1:03.345	1:08.216	1	3:15.202	SALIN Brigitte
96		5:22.184						START
97	818	8h32:45.319	53.822	55.681	52.881	2	2:42.384	SALIN Brigitte
113	818	8h35:09.349	42.969	50.443	50.618	3	2:24.030	SALIN Brigitte
129	818	8h37:34.070	43.362	51.517	49.842	4	2:24.721	SALIN Brigitte
130		10:32.094						CODE 60
131		10:51.608						CODE 60
148	818	8h41:15.347	57.964	1:10.218	1:33.095	5	3:41.277	SALIN Brigitte
149		14:26.197						START
171	818	8h43:52.637	57.713	49.069	50.508	6	2:37.290	SALIN Brigitte
190	818	8h46:18.098	41.172	53.381	50.908	7	2:25.461	SALIN Brigitte
209	818	8h48:41.885	41.228	52.156	50.403	8	2:23.787	SALIN Brigitte
232	818	8h51:06.212	40.732	53.722	49.873	9	2:24.327	SALIN Brigitte
249	818	8h53:24.549	40.392	48.698	49.247	10	2:18.337	SALIN Brigitte
268	818	8h55:49.774	42.490	52.651	50.084	11	2:25.225	SALIN Brigitte
282		30:15.922						CODE 60
285		30:31.309						CODE 60
288	818	[IN] 8h58:17.364	40.149	48.907	58.534	11		
291	818	[OUT] 8h58:46.908				12	29.544	
292	818	[DRIVER] 3h15:21.717				12		SALIN Brigitte
302		33:01.203						START
308	818	[IN] 9h01:45.778	1:06.478	59.677	52.715	12		
344	818	[DRIVER] 3h22:04.859				12		SALIN Maxim
345	818	[OUT] 9h05:29.949				13	3:44.171	SALIN Maxim
364	818	9h07:56.121	48.253	47.665	50.254	14		SALIN Maxim
384	818	9h10:13.139	39.401	48.135	49.482	15	2:17.018	SALIN Maxim
399	818	9h12:26.426	38.431	47.486	47.370	16	2:13.287	SALIN Maxim
419	818	9h14:38.036	37.839	47.046	46.725	17	2:11.610	SALIN Maxim
436	818	9h16:47.301	36.456	46.602	46.207	18	2:09.265	SALIN Maxim
453	818	9h18:55.279	35.926	46.511	45.541	19	2:07.978	SALIN Maxim
471	818	9h21:06.702	37.645	47.184	46.594	20	2:11.423	SALIN Maxim
490	818	9h23:17.559	36.941	47.957	45.959	21	2:10.857	SALIN Maxim
506	818	9h25:25.711	35.935	46.632	45.585	22	2:08.152	SALIN Maxim
523	818	9h27:35.002	36.255	47.494	45.542	23	2:09.291	SALIN Maxim
540	818	9h29:45.291	36.208	47.745	46.336	24	2:10.289	SALIN Maxim
544		1h02:50.103						CODE 60
549		1h03:04.533						CODE 60
558		1h05:03.946						START
560	818	9h32:46.017	46.139	1:04.790	1:09.797	25	3:00.726	SALIN Maxim
575	818	9h34:58.882	38.534	46.976	47.355	26	2:12.865	SALIN Maxim
595	818	[IN] 9h37:12.090	38.714	47.967	46.527	26		
628	818	[DRIVER] 5h08:59.148				26		SALIN Brigitte

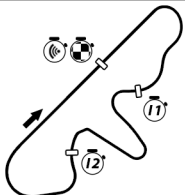
3,800 Km



DIJON-PRENOIS

Seq	Num	Heure	Secteur 1	Secteur 2	Secteur 3	Tour	Temps	Pilote
629	818	[OUT] 9h40:49.140				27	3:37.050	SALIN Brigitte
646	818	9h43:20.455	49.819	49.939	51.557	28		SALIN Brigitte
662	818	9h45:42.816	41.809	49.209	51.343	29	2:22.361	SALIN Brigitte
683	818	9h48:40.158	40.771	1:23.944	52.627	30	2:57.342	SALIN Brigitte
703	818	9h51:04.112	42.297	51.740	49.917	31	2:23.954	SALIN Brigitte
722	818	9h53:34.103	42.752	52.411	54.828	32	2:29.991	SALIN Brigitte
743	818	9h56:00.147	41.715	52.142	52.187	33	2:26.044	SALIN Brigitte
758	818	9h58:22.019	40.473	51.333	50.066	34	2:21.872	SALIN Brigitte
770	818	10h00:43.845	40.135	49.801	51.890	35	2:21.826	SALIN Brigitte
783	818	10h03:03.279	40.017	49.016	50.401	36	2:19.434	SALIN Brigitte
795		1h36:45.126						CODE 60
798		1h37:00.816						CODE 60
807	818	10h06:17.329	39.531	1:03.194	1:31.325	37	3:14.050	SALIN Brigitte
811		1h39:40.079						START
822	818	[IN] 10h09:01.823	1:02.327	50.968	51.199	37		
878	818	[DRIVER] 4h34:25.706				37		SALIN Maxim
879	818	[OUT] 10h17:50.377				38	8:48.554	SALIN Maxim
895	818	10h20:23.281	51.529	51.671	49.704	39		SALIN Maxim
913	818	10h22:37.258	37.527	48.315	48.135	40	2:13.977	SALIN Maxim
932	818	10h24:50.991	39.287	47.163	47.283	41	2:13.733	SALIN Maxim
949	818	10h27:04.112	36.761	48.498	47.862	42	2:13.121	SALIN Maxim
965	818	10h29:16.470	37.023	47.736	47.599	43	2:12.358	SALIN Maxim
981	818	10h31:29.997	39.143	47.040	47.344	44	2:13.527	SALIN Maxim
997	818	[IN] 10h33:40.835	36.404	47.435	46.999	44		
1025	818	[DRIVER] 6h05:33.537				44		SALIN Brigitte
1026	818	[OUT] 10h37:23.134				45	3:42.299	SALIN Brigitte
1044	818	10h39:55.857	47.886	52.938	51.899	46		SALIN Brigitte
1066	818	10h42:22.894	42.156	52.556	52.325	47	2:27.037	SALIN Brigitte
1087	818	10h45:16.209	42.432	1:17.076	53.807	48	2:53.315	SALIN Brigitte
1092		2h18:29.511						CODE 60
1095		2h18:45.006						CODE 60
1109	818	10h48:42.472	43.191	1:11.156	1:31.916	49	3:26.263	SALIN Brigitte
1113		2h22:08.474						START
1129	818	10h51:29.391	1:03.910	50.003	53.006	50	2:46.919	SALIN Brigitte
1149	818	10h53:51.455	41.893	50.022	50.149	51	2:22.064	SALIN Brigitte
1167	818	[IN] 10h56:15.593	44.304	50.103	49.731	51		
1181		2h30:24.912						CODE 60
1182		2h30:39.895						CODE 60
1191		2h32:19.101						START
1195	818	[DRIVER] 6h28:06.582				51		SALIN Maxim
1196	818	[OUT] 10h59:55.997				52	3:40.404	SALIN Maxim
1212	818	11h02:16.102	43.628	49.392	47.085	53		SALIN Maxim
1232	818	11h04:26.166	35.726	48.086	46.252	54	2:10.064	SALIN Maxim
1251	818	11h06:35.191	35.843	46.910	46.272	55	2:09.025	SALIN Maxim
1269	818	11h08:46.334	36.546	48.136	46.461	56	2:11.143	SALIN Maxim
1285	818	11h10:55.917	35.136	47.697	46.750	57	2:09.583	SALIN Maxim
1304	818	11h13:05.736	35.786	47.794	46.239	58	2:09.819	SALIN Maxim
1321	818	11h15:18.798	38.832	48.063	46.167	59	2:13.062	SALIN Maxim

3,800 Km



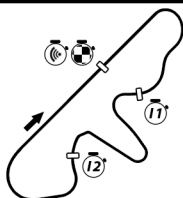
DIJON-PRENOIS



PEUGEOT SPORT
— LES RENCONTRES —

RENCONTRES PEUGEOT SPORT
DIJON-PRENOIS
TROPHEE ENDURANCE PEUGEOT
Course
Historique

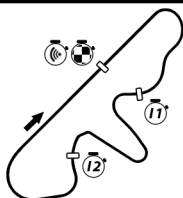
Seq	Num	Heure	Secteur 1	Secteur 2	Secteur 3	Tour	Temps	Pilote
1338	818	11h17:27.177	35.964	47.192	45.223	60	2:08.379	SALIN Maxim
1356	818	11h19:35.843	36.602	46.577	45.487	61	2:08.666	SALIN Maxim
1376	818	11h21:45.922	35.632	48.611	45.836	62	2:10.079	SALIN Maxim
1392	818	11h23:52.095	34.952	46.529	44.692	63	2:06.173	SALIN Maxim
1407	818	11h25:57.987	34.924	45.745	45.223	64	2:05.892	SALIN Maxim
1423	818	11h28:06.720	37.151	46.947	44.635	65	2:08.733	SALIN Maxim
1435		3h01:54.651						FINISH
1442	818	11h30:10.999	34.392	45.693	44.194	66	2:04.279	SALIN Maxim



DIJON-PRENOIS

Seq	Num	Heure	Secteur 1	Secteur 2	Secteur 3	Tour	Temps	Pilote
821 DH SPORT								
20	821	[OUT] 8h18:38.718						
21	821	[DRIVER] 3h46:48.156						DERUE Michel
42								START
43		1.938						YELLOW FLAG
52	821	8h26:40.487	41.841	53.524	6:26.404			DERUE Michel
70	821	8h29:58.591	1:03.640	1:03.566	1:10.898	1	3:18.104	DERUE Michel
88	821	8h32:36.313	51.453	54.275	51.994	2	2:37.722	DERUE Michel
96		5:22.184						START
103	821	8h34:42.215	36.415	45.216	44.271	3	2:05.902	DERUE Michel
119	821	8h36:48.425	34.490	46.704	45.016	4	2:06.210	DERUE Michel
130		10:32.094						CODE 60
131		10:51.608						CODE 60
141	821	8h39:46.682	35.289	50.718	1:32.250	5	2:58.257	DERUE Michel
149		14:26.197						START
154	821	8h42:39.401	1:05.284	1:03.246	44.189	6	2:52.719	DERUE Michel
176	821	8h44:44.142	34.778	44.834	45.129	7	2:04.741	DERUE Michel
193	821	8h46:48.308	34.902	44.903	44.361	8	2:04.166	DERUE Michel
210	821	8h48:52.423	34.009	46.082	44.024	9	2:04.115	DERUE Michel
227	821	8h50:55.297	33.536	44.625	44.713	10	2:02.874	DERUE Michel
245	821	8h52:57.855	34.518	44.700	43.340	11	2:02.558	DERUE Michel
263	821	8h55:01.434	34.135	45.233	44.211	12	2:03.579	DERUE Michel
279	821	8h57:03.387	33.673	44.335	43.945	13	2:01.953	DERUE Michel
282		30:15.922						CODE 60
285		30:31.309						CODE 60
298	821	[IN] 8h59:46.336	34.025	56.623	1:12.301	13		
302		33:01.203						START
325	821	[OUT] 9h03:30.090				14	3:43.754	TSCHUPP Sébastien
348	821	9h05:46.571	42.315	46.712	47.454	15		TSCHUPP Sébastien
365	821	9h07:56.986	37.370	46.209	46.836	16	2:10.415	TSCHUPP Sébastien
381	821	9h10:05.428	36.118	46.340	45.984	17	2:08.442	TSCHUPP Sébastien
397	821	9h12:14.231	36.931	46.114	45.758	18	2:08.803	TSCHUPP Sébastien
416	821	9h14:21.352	35.328	46.110	45.683	19	2:07.121	TSCHUPP Sébastien
433	821	9h16:27.878	35.283	45.759	45.484	20	2:06.526	TSCHUPP Sébastien
451	821	9h18:33.857	34.578	45.748	45.653	21	2:05.979	TSCHUPP Sébastien
468	821	9h20:39.891	34.928	45.748	45.358	22	2:06.034	TSCHUPP Sébastien
485	821	9h22:45.651	34.537	46.365	44.858	23	2:05.760	TSCHUPP Sébastien
501	821	9h24:53.207	35.850	46.322	45.384	24	2:07.556	TSCHUPP Sébastien
518	821	9h27:00.283	35.019	46.711	45.346	25	2:07.076	TSCHUPP Sébastien
535	821	9h29:06.575	35.124	46.349	44.819	26	2:06.292	TSCHUPP Sébastien
544		1h02:50.103						CODE 60
549		1h03:04.533						CODE 60
555	821	[IN] 9h31:51.454	35.215	55.097	1:14.567	26		
558		1h05:03.946						START
581	821	[OUT] 9h35:31.793				27	3:40.339	
582	821	[DRIVER] 5h03:41.830				27		DERUE Michel
600	821	9h37:42.193	39.014	45.904	45.482	28		DERUE Michel
616	821	9h39:48.140	34.402	46.425	45.120	29	2:05.947	DERUE Michel

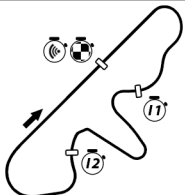
3,800 Km



DIJON-PRENOIS

Seq	Num	Heure	Secteur 1	Secteur 2	Secteur 3	Tour	Temps	Pilote
634	821	9h41:52.029	34.292	44.949	44.648	30	2:03.889	DERUE Michel
649	821	9h43:57.135	34.999	45.466	44.641	31	2:05.106	DERUE Michel
663	821	9h46:00.581	33.946	45.295	44.205	32	2:03.446	DERUE Michel
676	821	9h48:04.820	33.851	45.629	44.759	33	2:04.239	DERUE Michel
692	821	9h50:08.884	34.065	45.313	44.686	34	2:04.064	DERUE Michel
712	821	9h52:13.640	33.854	46.388	44.514	35	2:04.756	DERUE Michel
729	821	9h54:18.772	34.081	45.715	45.336	36	2:05.132	DERUE Michel
747	821	9h56:25.085	34.710	45.771	45.832	37	2:06.313	DERUE Michel
759	821	9h58:41.723	35.244	52.514	48.880	38	2:16.638	DERUE Michel
771	821	10h00:54.205	36.161	47.842	48.479	39	2:12.482	DERUE Michel
784	821	10h03:07.508	37.172	47.423	48.708	40	2:13.303	DERUE Michel
795		1h36:45.126						CODE 60
798		1h37:00.816						CODE 60
811		1h39:40.079						START
837	821	10h11:06.019	6:17.188	48.746	52.577	41	7:58.511	DERUE Michel
851	821	[IN] 10h13:20.491	38.418	47.268	48.786	41		
909	821	[OUT] 10h22:04.853				42	8:44.362	TSCHUPP Sébastien
929	821	10h24:30.221	46.694	49.232	49.442	43		TSCHUPP Sébastien
946	821	10h26:42.979	37.346	47.410	48.002	44	2:12.758	TSCHUPP Sébastien
964	821	10h29:08.575	37.319	50.299	57.978	45	2:25.596	TSCHUPP Sébastien
979	821	10h31:24.071	37.675	47.734	50.087	46	2:15.496	TSCHUPP Sébastien
998	821	10h33:41.867	37.877	49.609	50.310	47	2:17.796	TSCHUPP Sébastien
1017	821	10h36:01.554	38.338	48.204	53.145	48	2:19.687	TSCHUPP Sébastien
1036	821	10h38:23.442	38.758	50.532	52.598	49	2:21.888	TSCHUPP Sébastien
1052	821	10h40:41.988	39.153	48.369	51.024	50	2:18.546	TSCHUPP Sébastien
1070	821	10h43:01.526	38.828	49.406	51.304	51	2:19.538	TSCHUPP Sébastien
1088	821	10h45:26.291	37.834	49.442	57.489	52	2:24.765	TSCHUPP Sébastien
1092		2h18:29.511						CODE 60
1095		2h18:45.006						CODE 60
1106	821	[IN] 10h48:25.586	40.594	1:06.286	1:12.415	52		
1113		2h22:08.474						START
1131	821	[OUT] 10h51:55.844				53	3:30.258	
1132	821	[DRIVER] 6h20:06.472				53		DERUE Michel
1151	821	10h54:12.047	39.949	46.650	49.604	54		DERUE Michel
1169	821	10h56:26.028	37.798	47.026	49.157	55	2:13.981	DERUE Michel
1181		2h30:24.912						CODE 60
1182		2h30:39.895						CODE 60
1188	821	10h59:12.794	36.243	47.552	1:22.971	56	2:46.766	DERUE Michel
1191		2h32:19.101						START
1206	821	11h01:38.637	51.068	46.402	48.373	57	2:25.843	DERUE Michel
1227	821	11h03:47.438	35.218	46.442	47.141	58	2:08.801	DERUE Michel
1247	821	11h05:54.440	35.332	45.849	45.821	59	2:07.002	DERUE Michel
1264	821	[IN] 11h07:59.624	34.632	45.749	44.803	59		
1291	821	[OUT] 11h11:42.920				60	3:43.296	TSCHUPP Sébastien
1310	821	11h14:03.226	42.350	48.013	49.943	61		TSCHUPP Sébastien
1332	821	11h16:19.896	39.519	48.500	48.651	62	2:16.670	TSCHUPP Sébastien
1347	821	11h18:34.651	38.174	48.066	48.515	63	2:14.755	TSCHUPP Sébastien
1365	821	11h20:47.387	37.007	47.221	48.508	64	2:12.736	TSCHUPP Sébastien

3,800 Km



DIJON-PRENOIS

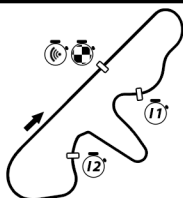


PEUGEOT SPORT
— LES RENCONTRES —

RENCONTRES PEUGEOT SPORT
DIJON-PRENOIS
TROPHEE ENDURANCE PEUGEOT
Course
Historique

Seq	Num	Heure	Secteur 1	Secteur 2	Secteur 3	Tour	Temps	Pilote
1384	821	11h22:58.648	36.623	46.684	47.954	65	2:11.261	TSCHUPP Sébastien
1401	821	11h25:10.811	37.317	47.086	47.760	66	2:12.163	TSCHUPP Sébastien
1418	821	11h27:22.806	37.096	47.920	46.979	67	2:11.995	TSCHUPP Sébastien
1435		3h01:54.651						FINISH
1438	821	11h29:34.636	37.471	47.435	46.924	68	2:11.830	TSCHUPP Sébastien

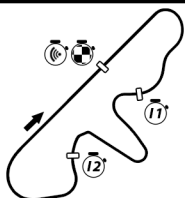




DIJON-PRENOIS

Seq	Num	Heure	Secteur 1	Secteur 2	Secteur 3	Tour	Temps	Pilote
837 SITE DE POISSY								
9	837	[DRIVER] 3h44:50.937						MARTINET Cyril
10	837	[OUT] 8h16:41.814						
42								START
43		1.938						YELLOW FLAG
46	837	8h26:35.301	53.568	53.347	8:06.572			MARTINET Cyril
64	837	8h29:56.441	1:05.640	1:03.922	1:11.578	1	3:21.140	MARTINET Cyril
82	837	8h32:35.223	50.858	54.679	53.245	2	2:38.782	MARTINET Cyril
96		5:22.184						START
98	837	8h34:36.699	35.333	43.511	42.632	3	2:01.476	MARTINET Cyril
130		10:32.094						CODE 60
131		10:51.608						CODE 60
149		14:26.197						START
151	837	8h42:02.502			1:18.527	4	7:25.803	MARTINET Cyril
173	837	8h44:03.662	34.621	43.268	43.271	5	2:01.160	MARTINET Cyril
188	837	8h46:05.604	33.814	43.789	44.339	6	2:01.942	MARTINET Cyril
204	837	8h48:07.575	33.563	44.831	43.577	7	2:01.971	MARTINET Cyril
221	837	8h50:07.587	33.683	43.253	43.076	8	2:00.012	MARTINET Cyril
238	837	8h52:06.513	33.222	43.187	42.517	9	1:58.926	MARTINET Cyril
255	837	8h54:05.640	33.213	43.531	42.383	10	1:59.127	MARTINET Cyril
270	837	8h56:06.498	33.952	44.415	42.491	11	2:00.858	MARTINET Cyril
282		30:15.922						CODE 60
285		30:31.309						CODE 60
286	837	8h58:15.253	33.080	42.984	52.691	12	2:08.755	MARTINET Cyril
302		33:01.203						START
306	837	[IN] 9h01:04.649	1:05.200	1:03.450	40.746	12		
336	837	[DRIVER] 3h21:11.869				12		BREGEON Julien
337	837	[OUT] 9h04:37.029				13	3:32.380	BREGEON Julien
355	837	9h06:45.282	39.131	45.354	43.768	14		BREGEON Julien
371	837	9h08:50.500	34.602	45.905	44.711	15	2:05.218	BREGEON Julien
388	837	9h10:54.410	34.151	45.649	44.110	16	2:03.910	BREGEON Julien
402	837	9h12:58.127	34.237	45.909	43.571	17	2:03.717	BREGEON Julien
420	837	9h15:02.164	33.936	46.201	43.900	18	2:04.037	BREGEON Julien
437	837	9h17:04.942	33.563	45.918	43.297	19	2:02.778	BREGEON Julien
456	837	9h19:07.540	34.217	45.488	42.893	20	2:02.598	BREGEON Julien
472	837	9h21:07.488	32.621	45.122	42.205	21	1:59.948	BREGEON Julien
488	837	9h23:07.932	32.452	45.664	42.328	22	2:00.444	BREGEON Julien
504	837	9h25:08.182	33.315	44.759	42.176	23	2:00.250	BREGEON Julien
520	837	9h27:08.807	32.691	44.405	43.529	24	2:00.625	BREGEON Julien
537	837	9h29:08.644	32.549	44.945	42.343	25	1:59.837	BREGEON Julien
544		1h02:50.103						CODE 60
549		1h03:04.533						CODE 60
558		1h05:03.946						START
579	837	[OUT] 9h35:24.669				26		BREGEON Julien
580	837	[DRIVER] 5h03:34.622				26		MARTINET Cyril
599	837	9h37:31.656	39.635	44.016	43.336	27		MARTINET Cyril
613	837	9h39:36.125	35.893	45.220	43.356	28	2:04.469	MARTINET Cyril
632	837	9h41:36.637	33.791	43.830	42.891	29	2:00.512	MARTINET Cyril

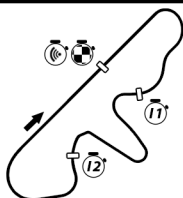
3,800 Km



DIJON-PRENOIS

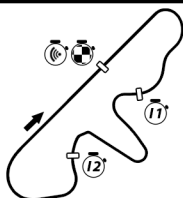
Seq	Num	Heure	Secteur 1	Secteur 2	Secteur 3	Tour	Temps	Pilote
648	837	9h43:36.399	33.116	43.758	42.888	30	1:59.762	MARTINET Cyril
661	837	9h45:37.629	33.317	43.725	44.188	31	2:01.230	MARTINET Cyril
675	837	9h47:38.481	33.760	43.789	43.303	32	2:00.852	MARTINET Cyril
691	837	9h49:40.420	34.168	44.503	43.268	33	2:01.939	MARTINET Cyril
709	837	9h51:42.000	33.911	43.780	43.889	34	2:01.580	MARTINET Cyril
726	837	9h53:44.045	33.188	44.623	44.234	35	2:02.045	MARTINET Cyril
740	837	9h55:48.016	34.363	44.775	44.833	36	2:03.971	MARTINET Cyril
754	837	9h57:51.655	33.854	44.969	44.816	37	2:03.639	MARTINET Cyril
766	837	9h59:56.591	34.767	44.521	45.648	38	2:04.936	MARTINET Cyril
777	837	10h02:01.079	33.703	44.315	46.470	39	2:04.488	MARTINET Cyril
795		1h36:45.126						CODE 60
796	837	10h04:05.895	33.983	44.905	45.928	40	2:04.816	MARTINET Cyril
798		1h37:00.816						CODE 60
811		1h39:40.079						START
814	837	10h07:26.940	1:08.942	1:04.025	1:08.078	41	3:21.045	MARTINET Cyril
830	837	10h09:34.774	34.582	45.468	47.784	42	2:07.834	MARTINET Cyril
840	837	10h11:44.488	35.978	46.225	47.511	43	2:09.714	MARTINET Cyril
854	837	[IN] 10h13:50.419	36.666	45.544	43.721	43		
911	837	[DRIVER] 4h38:56.577				43		BREGEON Julien
912	837	[OUT] 10h22:21.219				44	8:30.800	BREGEON Julien
930	837	10h24:36.071	41.257	47.860	45.735	45		BREGEON Julien
947	837	10h26:44.356	35.791	47.584	44.910	46	2:08.285	BREGEON Julien
963	837	10h28:54.752	36.583	48.030	45.783	47	2:10.396	BREGEON Julien
976	837	10h31:02.744	34.896	46.586	46.510	48	2:07.992	BREGEON Julien
993	837	10h33:09.658	34.506	45.917	46.491	49	2:06.914	BREGEON Julien
1011	837	10h35:18.220	34.849	46.384	47.329	50	2:08.562	BREGEON Julien
1027	837	10h37:26.443	34.648	46.445	47.130	51	2:08.223	BREGEON Julien
1043	837	10h39:34.449	34.780	46.312	46.914	52	2:08.006	BREGEON Julien
1060	837	10h41:41.719	34.618	46.616	46.036	53	2:07.270	BREGEON Julien
1075	837	10h43:47.662	33.961	46.326	45.656	54	2:05.943	BREGEON Julien
1092		2h18:29.511						CODE 60
1093	837	10h45:52.885	34.124	45.918	45.181	55	2:05.223	BREGEON Julien
1095		2h18:45.006						CODE 60
1112	837	[IN] 10h49:09.185	1:00.814	1:04.258	1:11.228	55		
1113		2h22:08.474						START
1142	837	[OUT] 10h52:41.034				56	3:31.849	
1143	837	[DRIVER] 6h20:51.542				56		MARTINET Cyril
1159	837	10h54:52.148	40.097	45.170	45.847	57		MARTINET Cyril
1177	837	10h56:55.211	33.663	44.575	44.825	58	2:03.063	MARTINET Cyril
1181		2h30:24.912						CODE 60
1182		2h30:39.895						CODE 60
1191		2h32:19.101						START
1193	837	10h59:45.810	33.282	47.819	1:29.498	59	2:50.599	MARTINET Cyril
1207	837	11h01:51.105	36.893	44.243	44.159	60	2:05.295	MARTINET Cyril
1228	837	11h03:52.269	33.431	44.278	43.455	61	2:01.164	MARTINET Cyril
1246	837	11h05:53.675	33.562	44.387	43.457	62	2:01.406	MARTINET Cyril
1263	837	11h07:54.761	33.569	44.575	42.942	63	2:01.086	MARTINET Cyril
1277	837	11h09:57.077	34.065	45.104	43.147	64	2:02.316	MARTINET Cyril

3,800 Km



DIJON-PRENOIS

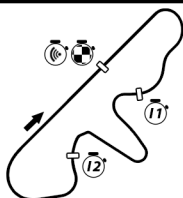
Seq	Num	Heure	Secteur 1	Secteur 2	Secteur 3	Tour	Temps Pilote
1296	837	[IN] 11h11:55.533	33.062	44.221	41.173	64	
1324	837	[DRIVER] 5h32:02.686				64	BREGEON Julien
1325	837	[OUT] 11h15:27.283				65	3:31.750 BREGEON Julien
1342	837	11h17:40.904	40.316	47.182	46.123	66	BREGEON Julien
1359	837	11h19:43.761	33.391	45.687	43.779	67	2:02.857 BREGEON Julien
1377	837	11h21:49.294	33.873	46.674	44.986	68	2:05.533 BREGEON Julien
1393	837	11h23:53.000	34.091	46.090	43.525	69	2:03.706 BREGEON Julien
1408	837	11h25:58.699	34.921	46.131	44.647	70	2:05.699 BREGEON Julien
1422	837	11h28:04.299	35.078	46.156	44.366	71	2:05.600 BREGEON Julien
1435		3h01:54.651					FINISH
1441	837	11h30:08.941	33.949	47.191	43.502	72	2:04.642 BREGEON Julien



DIJON-PRENOIS

Seq	Num	Heure	Secteur 1	Secteur 2	Secteur 3	Tour	Temps	Pilote
839 BRESSE AUTO RACING								
14	839	[DRIVER] 3h45:40.264						VANTARD Bernard
15	839	[OUT] 8h17:31.033						
42								START
43		1.938						YELLOW FLAG
49	839	8h26:37.378	46.827	48.729	7:30.789			VANTARD Bernard
67	839	8h29:57.649	1:05.564	1:03.349	1:11.358	1	3:20.271	VANTARD Bernard
85	839	8h32:36.029	51.076	54.601	52.703	2	2:38.380	VANTARD Bernard
96		5:22.184						START
105	839	8h34:43.727	37.226	45.988	44.484	3	2:07.698	VANTARD Bernard
121	839	8h36:49.421	34.211	46.404	45.079	4	2:05.694	VANTARD Bernard
130		10:32.094						CODE 60
131		10:51.608						CODE 60
136	839	[IN] 8h39:39.025	37.245	58.630	1:13.729	4		
149		14:26.197						START
167	839	[OUT] 8h43:13.821				5	3:34.796	
168	839	[DRIVER] 4h11:23.462				5		MANDRA Nicolas
184	839	8h45:24.671	39.676	46.403	44.771	6		MANDRA Nicolas
201	839	8h47:29.395	35.462	45.590	43.672	7	2:04.724	MANDRA Nicolas
218	839	8h49:30.958	34.107	44.148	43.308	8	2:01.563	MANDRA Nicolas
234	839	8h51:34.858	35.058	44.860	43.982	9	2:03.900	MANDRA Nicolas
251	839	8h53:36.633	34.261	44.319	43.195	10	2:01.775	MANDRA Nicolas
267	839	8h55:39.878	33.966	45.956	43.323	11	2:03.245	MANDRA Nicolas
282		30:15.922						CODE 60
284	839	8h57:42.600	33.677	44.489	44.556	12	2:02.722	MANDRA Nicolas
285		30:31.309						CODE 60
302		33:01.203						START
304	839	9h00:53.303	1:07.105	1:06.935	56.663	13	3:10.703	MANDRA Nicolas
318	839	9h02:54.950	33.524	44.637	43.486	14	2:01.647	MANDRA Nicolas
340	839	9h04:55.377	33.266	44.323	42.838	15	2:00.427	MANDRA Nicolas
359	839	9h06:55.856	33.130	44.133	43.216	16	2:00.479	MANDRA Nicolas
374	839	9h09:00.996	35.251	46.061	43.828	17	2:05.140	MANDRA Nicolas
390	839	9h11:01.606	33.213	44.195	43.202	18	2:00.610	MANDRA Nicolas
404	839	9h13:03.269	32.847	45.342	43.474	19	2:01.663	MANDRA Nicolas
423	839	9h15:04.630	32.927	44.688	43.746	20	2:01.361	MANDRA Nicolas
439	839	9h17:06.604	33.872	44.437	43.665	21	2:01.974	MANDRA Nicolas
455	839	9h19:07.128	33.040	44.066	43.418	22	2:00.524	MANDRA Nicolas
470	839	9h21:06.653	32.305	44.006	43.214	23	1:59.525	MANDRA Nicolas
487	839	9h23:07.740	32.696	44.972	43.419	24	2:01.087	MANDRA Nicolas
503	839	9h25:07.835	32.954	44.012	43.129	25	2:00.095	MANDRA Nicolas
519	839	9h27:08.395	32.643	44.015	43.902	26	2:00.560	MANDRA Nicolas
536	839	9h29:08.341	32.633	43.803	43.510	27	1:59.946	MANDRA Nicolas
544		1h02:50.103						CODE 60
549		1h03:04.533						CODE 60
558		1h05:03.946						START
566	839	9h33:53.177	3:13.588	46.965	44.283	28	4:44.836	MANDRA Nicolas
587	839	9h35:56.806	33.897	45.488	44.244	29	2:03.629	MANDRA Nicolas
605	839	9h38:00.318	33.651	45.518	44.343	30	2:03.512	MANDRA Nicolas

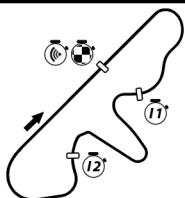
3,800 Km



DIJON-PRENOIS

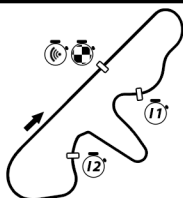
Seq	Num	Heure	Secteur 1	Secteur 2	Secteur 3	Tour	Temps	Pilote
619	839	[IN] 9h39:59.981	33.399	45.143	41.121	30		
681	839	[OUT] 9h48:32.348				31	8:32.367	
682	839	[DRIVER] 5h16:42.490				31		VANTARD Bernard
700	839	9h50:45.445	40.684	46.631	45.782	32		VANTARD Bernard
718	839	9h52:49.741	34.595	44.728	44.973	33	2:04.296	VANTARD Bernard
735	839	9h54:52.899	33.711	44.865	44.582	34	2:03.158	VANTARD Bernard
749	839	9h56:56.729	33.763	44.244	45.823	35	2:03.830	VANTARD Bernard
762	839	9h59:01.313	34.362	44.229	45.993	36	2:04.584	VANTARD Bernard
773	839	10h01:06.044	33.963	44.659	46.109	37	2:04.731	VANTARD Bernard
788	839	10h03:09.675	33.348	43.773	46.510	38	2:03.631	VANTARD Bernard
795		1h36:45.126						CODE 60
798		1h37:00.816						CODE 60
805	839	[IN] 10h05:43.449	35.779	47.119	1:10.876	38		
811		1h39:40.079						START
823	839	[OUT] 10h09:17.139				39	3:33.690	
824	839	[DRIVER] 4h25:52.429				39		MANDRA Nicolas
839	839	10h11:30.870	38.568	46.152	49.011	40		MANDRA Nicolas
853	839	10h13:42.409	36.525	47.340	47.674	41	2:11.539	MANDRA Nicolas
865	839	10h15:49.277	35.007	45.654	46.207	42	2:06.868	MANDRA Nicolas
880	839	10h17:56.945	34.371	46.408	46.889	43	2:07.668	MANDRA Nicolas
894	839	10h20:04.327	34.543	46.484	46.355	44	2:07.382	MANDRA Nicolas
910	839	10h22:12.031	34.656	46.789	46.259	45	2:07.704	MANDRA Nicolas
928	839	10h24:17.654	34.071	45.843	45.709	46	2:05.623	MANDRA Nicolas
943	839	10h26:24.769	34.818	46.294	46.003	47	2:07.115	MANDRA Nicolas
959	839	10h28:31.164	34.088	46.052	46.255	48	2:06.395	MANDRA Nicolas
975	839	10h30:37.172	34.090	45.945	45.973	49	2:06.008	MANDRA Nicolas
991	839	10h32:47.068	36.460	46.005	47.431	50	2:09.896	MANDRA Nicolas
1008	839	10h34:57.424	35.284	46.346	48.726	51	2:10.356	MANDRA Nicolas
1023	839	10h37:08.078	35.980	46.456	48.218	52	2:10.654	MANDRA Nicolas
1040	839	10h39:15.358	34.473	45.698	47.109	53	2:07.280	MANDRA Nicolas
1058	839	10h41:23.791	34.775	46.214	47.444	54	2:08.433	MANDRA Nicolas
1074	839	10h43:29.888	34.061	45.412	46.624	55	2:06.097	MANDRA Nicolas
1091	839	10h45:36.432	33.835	45.478	47.231	56	2:06.544	MANDRA Nicolas
1092		2h18:29.511						CODE 60
1095		2h18:45.006						CODE 60
1108	839	[IN] 10h48:38.839	46.922	1:04.385	1:11.100	56		
1113		2h22:08.474						START
1135	839	[OUT] 10h52:10.823				57	3:31.984	
1136	839	[DRIVER] 6h20:21.411				57		VANTARD Bernard
1153	839	10h54:22.100	39.122	45.447	46.708	58		VANTARD Bernard
1170	839	10h56:28.430	33.963	46.456	45.911	59	2:06.330	VANTARD Bernard
1181		2h30:24.912						CODE 60
1182		2h30:39.895						CODE 60
1185	839	[IN] 10h58:58.070	34.661	48.134	1:06.845	59		
1191		2h32:19.101						START
1214	839	[OUT] 11h02:30.797				60	3:32.727	
1215	839	[DRIVER] 6h30:41.456				60		MANDRA Nicolas
1235	839	11h04:38.498	37.881	45.884	43.936	61		MANDRA Nicolas

3,800 Km



DIJON-PRENOIS

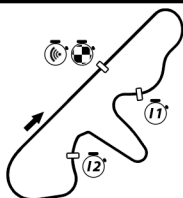
Seq	Num	Heure	Secteur 1	Secteur 2	Secteur 3	Tour	Temps	Pilote
1253	839	11h06:41.083	33.108	45.115	44.362	62	2:02.585	MANDRA Nicolas
1268	839	11h08:43.007	32.802	44.587	44.535	63	2:01.924	MANDRA Nicolas
1283	839	11h10:44.368	32.911	44.499	43.951	64	2:01.361	MANDRA Nicolas
1301	839	11h12:45.521	32.758	44.195	44.200	65	2:01.153	MANDRA Nicolas
1318	839	11h14:46.219	32.857	43.910	43.931	66	2:00.698	MANDRA Nicolas
1335	839	11h16:48.005	33.474	44.475	43.837	67	2:01.786	MANDRA Nicolas
1351	839	11h18:52.339	35.734	44.679	43.921	68	2:04.334	MANDRA Nicolas
1367	839	11h20:54.733	33.812	44.419	44.163	69	2:02.394	MANDRA Nicolas
1383	839	11h22:58.318	33.444	45.529	44.612	70	2:03.585	MANDRA Nicolas
1400	839	11h25:01.838	33.957	45.171	44.392	71	2:03.520	MANDRA Nicolas
1416	839	11h27:03.690	33.095	44.649	44.108	72	2:01.852	MANDRA Nicolas
1433	839	11h29:09.596	34.377	45.673	45.856	73	2:05.906	MANDRA Nicolas
1435		3h01:54.651						FINISH
1451	839	11h31:17.125	35.945	45.938	45.646	74	2:07.529	MANDRA Nicolas



DIJON-PRENOIS

Seq	Num	Heure	Secteur 1	Secteur 2	Secteur 3	Tour	Temps	Pilote
840 RACING CLUB BOLOGNE								
24	840	[DRIVER] 3h47:35.033						MICHELLI Arnaud
25	840	[OUT] 8h19:25.564						
42 START								
43 1.938 YELLOW FLAG								
54	840	8h26:41.525	46.863	51.036	5:38.062			MICHELLI Arnaud
72	840	8h29:59.229	1:03.623	1:03.151	1:10.930	1	3:17.704	MICHELLI Arnaud
89	840	8h32:36.794	51.477	54.448	51.640	2	2:37.565	MICHELLI Arnaud
96 5:22.184 START								
107	840	8h34:45.712	38.121	46.138	44.659	3	2:08.918	MICHELLI Arnaud
122	840	8h36:49.639	34.861	45.321	43.745	4	2:03.927	MICHELLI Arnaud
130 10:32.094 CODE 60								
131 10:51.608 CODE 60								
143	840	8h39:51.569	35.670	54.004	1:32.256	5	3:01.930	MICHELLI Arnaud
149 14:26.197 START								
156	840	8h42:42.123	1:05.021	1:01.618	43.915	6	2:50.554	MICHELLI Arnaud
177	840	8h44:47.410	34.640	45.172	45.475	7	2:05.287	MICHELLI Arnaud
194	840	8h46:49.154	34.258	44.117	43.369	8	2:01.744	MICHELLI Arnaud
211	840	8h48:53.204	34.630	45.406	44.014	9	2:04.050	MICHELLI Arnaud
228	840	8h50:55.724	34.531	44.475	43.514	10	2:02.520	MICHELLI Arnaud
244	840	8h52:56.407	33.600	44.108	42.975	11	2:00.683	MICHELLI Arnaud
260	840	8h54:58.831	33.933	44.453	44.038	12	2:02.424	MICHELLI Arnaud
277	840	8h57:00.827	33.734	44.909	43.353	13	2:01.996	MICHELLI Arnaud
282 30:15.922 CODE 60								
285 30:31.309 CODE 60								
296	840	[IN] 8h59:40.077	33.891	54.603	1:10.756	13		
302 33:01.203 START								
322	840	[OUT] 9h03:18.696				14	3:38.619	MARTINO Jerome
346	840	9h05:36.477	44.224	47.390	46.167	15		MARTINO Jerome
363	840	9h07:47.228	38.242	47.149	45.360	16	2:10.751	MARTINO Jerome
380	840	9h10:03.612	35.957	53.945	46.482	17	2:16.384	MARTINO Jerome
398	840	9h12:16.721	37.794	49.049	46.266	18	2:13.109	MARTINO Jerome
418	840	9h14:29.644	38.307	48.402	46.214	19	2:12.923	MARTINO Jerome
435	840	9h16:40.315	36.777	48.323	45.571	20	2:10.671	MARTINO Jerome
452	840	9h18:53.533	38.796	47.895	46.527	21	2:13.218	MARTINO Jerome
473	840	9h21:10.797	40.715	51.289	45.260	22	2:17.264	MARTINO Jerome
491	840	9h23:20.205	36.591	47.158	45.659	23	2:09.408	MARTINO Jerome
507	840	9h25:29.526	35.974	48.324	45.023	24	2:09.321	MARTINO Jerome
526	840	9h27:40.198	36.974	48.342	45.356	25	2:10.672	MARTINO Jerome
543	840	[IN] 9h29:57.460	38.412	49.178	49.672	25		
544 1h02:50.103 CODE 60								
549 1h03:04.533 CODE 60								
558 1h05:03.946 START								
564	840	[OUT] 9h33:28.272				26	3:30.812	
584	840	9h35:40.091	40.864	45.593	45.362	27		
604	840	9h37:45.194	34.118	46.007	44.978	28	2:05.103	
618	840	9h39:51.158	35.406	45.740	44.818	29	2:05.964	
635	840	9h41:58.956	36.844	46.062	44.892	30	2:07.798	

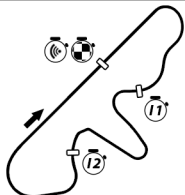
3,800 Km



DIJON-PRENOIS

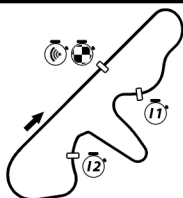
Seq	Num	Heure	Secteur 1	Secteur 2	Secteur 3	Tour	Temps	Pilote
651	840	9h44:04.886	34.764	46.313	44.853	31	2:05.930	
665	840	9h46:10.573	34.520	45.950	45.217	32	2:05.687	
678	840	9h48:17.860	35.174	47.033	45.080	33	2:07.287	
696	840	9h50:23.428	34.718	46.015	44.835	34	2:05.568	MICHELLI Arnaud
715	840	9h52:30.141	35.314	46.005	45.394	35	2:06.713	MICHELLI Arnaud
732	840	[IN] 9h54:36.854	35.163	46.438	45.112	35		
789	840	[OUT] 10h03:12.149				36	8:35.295	
790	840	[DRIVER] 4h19:47.363				36		MARTINO Jerome
795		1h36:45.126						CODE 60
798		1h37:00.816						CODE 60
809	840	10h06:37.692	46.685	1:04.321	1:34.537	37		MARTINO Jerome
811		1h39:40.079						START
826	840	10h09:21.526	56.763	56.256	50.815	38	2:43.834	MARTINO Jerome
841	840	10h11:49.757	41.019	54.912	52.300	39	2:28.231	MARTINO Jerome
855	840	10h14:13.838	42.227	52.168	49.686	40	2:24.081	MARTINO Jerome
868	840	10h16:34.248	39.569	52.420	48.421	41	2:20.410	MARTINO Jerome
886	840	10h18:50.243	38.609	50.076	47.310	42	2:15.995	MARTINO Jerome
899	840	10h21:05.608	38.280	49.712	47.373	43	2:15.365	MARTINO Jerome
919	840	10h23:19.064	37.431	49.132	46.893	44	2:13.456	MARTINO Jerome
937	840	10h25:33.587	39.039	48.735	46.749	45	2:14.523	MARTINO Jerome
955	840	10h27:49.711	38.228	49.983	47.913	46	2:16.124	MARTINO Jerome
972	840	10h30:04.907	38.195	48.970	48.031	47	2:15.196	MARTINO Jerome
987	840	10h32:20.189	38.698	49.369	47.215	48	2:15.282	MARTINO Jerome
1005	840	10h34:35.642	38.197	49.323	47.933	49	2:15.453	MARTINO Jerome
1022	840	10h36:55.561	39.287	50.600	50.032	50	2:19.919	MARTINO Jerome
1041	840	10h39:16.280	39.634	50.081	51.004	51	2:20.719	MARTINO Jerome
1059	840	[IN] 10h41:37.375	39.917	51.598	49.580	51		
1086	840	[OUT] 10h45:11.625				52	3:34.250	MICHELLI Arnaud
1092		2h18:29.511						CODE 60
1095		2h18:45.006						CODE 60
1107	840	10h48:28.680	41.614	1:05.402	1:30.039	53		MICHELLI Arnaud
1113		2h22:08.474						START
1124	840	10h51:09.196	1:04.777	48.107	47.632	54	2:40.516	MICHELLI Arnaud
1145	840	10h53:21.537	36.471	47.704	48.166	55	2:12.341	MICHELLI Arnaud
1162	840	10h55:31.355	35.795	46.971	47.052	56	2:09.818	MICHELLI Arnaud
1180	840	10h57:40.076	34.769	46.903	47.049	57	2:08.721	MICHELLI Arnaud
1181		2h30:24.912						CODE 60
1182		2h30:39.895						CODE 60
1191		2h32:19.101						START
1199	840	11h00:21.728	44.735	1:06.131	50.786	58	2:41.652	MICHELLI Arnaud
1213	840	11h02:28.441	34.712	46.132	45.869	59	2:06.713	MICHELLI Arnaud
1233	840	11h04:34.924	34.559	46.174	45.750	60	2:06.483	MICHELLI Arnaud
1254	840	11h06:42.101	35.197	46.528	45.452	61	2:07.177	MICHELLI Arnaud
1270	840	[IN] 11h08:46.599	34.134	45.930	44.434	61		
1298	840	[DRIVER] 5h28:58.822				61		MARTINO Jerome
1299	840	[OUT] 11h12:23.078				62	3:36.479	MARTINO Jerome
1316	840	11h14:43.291	41.772	50.436	48.005	63		MARTINO Jerome
1336	840	11h16:58.581	38.282	49.578	47.430	64	2:15.290	MARTINO Jerome

3,800 Km



DIJON-PRENOIS

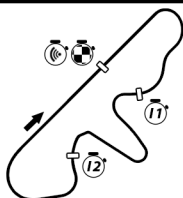
Seq	Num	Heure	Secteur 1	Secteur 2	Secteur 3	Tour	Temps	Pilote
1353	840	11h19:12.683	37.599	49.643	46.860	65	2:14.102	MARTINO Jerome
1370	840	11h21:26.548	36.973	49.928	46.964	66	2:13.865	MARTINO Jerome
1388	840	11h23:40.680	36.976	50.140	47.016	67	2:14.132	MARTINO Jerome
1405	840	11h25:56.298	38.071	50.196	47.351	68	2:15.618	MARTINO Jerome
1426	840	11h28:10.282	38.245	49.299	46.440	69	2:13.984	MARTINO Jerome
1435		3h01:54.651						FINISH
1445	840	11h30:25.052	38.431	49.826	46.513	70	2:14.770	MARTINO Jerome



DIJON-PRENOIS

Seq	Num	Heure	Secteur 1	Secteur 2	Secteur 3	Tour	Temps	Pilote
843 TEAM RV COMPETITION 82								
32	843	[DRIVER] 3h48:24.519						CLIMAQUE Simon
33	843	[OUT] 8h20:15.166						
42 START								
43 1.938 YELLOW FLAG								
59	843	8h26:45.860	48.112	49.611	4:52.971			CLIMAQUE Simon
77	843	8h30:01.945	1:03.046	1:03.783	1:09.256	1	3:16.085	CLIMAQUE Simon
95	843	8h32:38.753	53.264	55.226	48.318	2	2:36.808	CLIMAQUE Simon
96 5:22.184 START								
108	843	8h34:45.763	36.798	45.727	44.485	3	2:07.010	CLIMAQUE Simon
123	843	8h36:50.280	35.031	45.428	44.058	4	2:04.517	CLIMAQUE Simon
130 10:32.094 CODE 60								
131 10:51.608 CODE 60								
144	843	8h39:56.644	35.664	57.213	1:33.487	5	3:06.364	CLIMAQUE Simon
149 14:26.197 START								
160	843	8h42:47.665	1:06.874	1:00.431	43.716	6	2:51.021	CLIMAQUE Simon
181	843	8h44:50.473	33.977	45.684	43.147	7	2:02.808	CLIMAQUE Simon
198	843	8h46:53.189	34.208	45.449	43.059	8	2:02.716	CLIMAQUE Simon
215	843	8h48:56.062	34.252	45.617	43.004	9	2:02.873	CLIMAQUE Simon
230	843	8h50:58.133	33.824	45.182	43.065	10	2:02.071	CLIMAQUE Simon
247	843	8h52:59.518	33.498	44.829	43.058	11	2:01.385	CLIMAQUE Simon
262	843	8h55:01.396	33.159	45.165	43.554	12	2:01.878	CLIMAQUE Simon
280	843	8h57:03.414	34.023	44.657	43.338	13	2:02.018	CLIMAQUE Simon
282 30:15.922 CODE 60								
285 30:31.309 CODE 60								
300	843	9h00:04.512	33.496	56.326	1:31.276	14	3:01.098	CLIMAQUE Simon
302 33:01.203 START								
314	843	9h02:20.165	46.044	46.375	43.234	15	2:15.653	CLIMAQUE Simon
332	843	9h04:23.014	33.598	45.385	43.866	16	2:02.849	CLIMAQUE Simon
351	843	9h06:25.207	33.985	45.054	43.154	17	2:02.193	CLIMAQUE Simon
368	843	9h08:26.554	33.521	44.591	43.235	18	2:01.347	CLIMAQUE Simon
385	843	9h10:27.011	33.068	44.349	43.040	19	2:00.457	CLIMAQUE Simon
400	843	9h12:27.437	32.880	44.293	43.253	20	2:00.426	CLIMAQUE Simon
417	843	9h14:28.890	33.477	44.422	43.554	21	2:01.453	CLIMAQUE Simon
434	843	9h16:30.644	33.056	45.064	43.634	22	2:01.754	CLIMAQUE Simon
450	843	9h18:32.590	32.929	45.065	43.952	23	2:01.946	CLIMAQUE Simon
467	843	9h20:34.881	32.859	45.631	43.801	24	2:02.291	CLIMAQUE Simon
483	843	9h22:36.262	33.018	44.788	43.575	25	2:01.381	CLIMAQUE Simon
500	843	9h24:38.591	33.361	45.008	43.960	26	2:02.329	CLIMAQUE Simon
516	843	9h26:41.267	33.603	45.542	43.531	27	2:02.676	CLIMAQUE Simon
532	843	9h28:42.955	32.898	45.010	43.780	28	2:01.688	CLIMAQUE Simon
544 1h02:50.103 CODE 60								
549 1h03:04.533 CODE 60								
552	843	9h31:20.611	32.988	44.664	1:20.004	29	2:37.656	CLIMAQUE Simon
558 1h05:03.946 START								
567	843	9h33:55.763	1:06.302	45.023	43.827	30	2:35.152	CLIMAQUE Simon
590	843	9h35:57.689	33.037	44.646	44.243	31	2:01.926	CLIMAQUE Simon
606	843	9h38:00.881	33.649	45.297	44.246	32	2:03.192	CLIMAQUE Simon

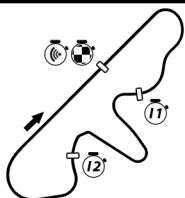
3,800 Km



DIJON-PRENOIS

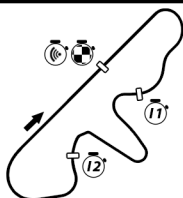
Seq	Num	Heure	Secteur 1	Secteur 2	Secteur 3	Tour	Temps	Pilote
621	843	9h40:04.926	34.727	44.957	44.361	33	2:04.045	CLIMAQUE Simon
637	843	[IN] 9h42:04.106	33.724	44.132	41.324	33		
699	843	[OUT] 9h50:45.257				34	8:41.151	
701	843	[DRIVER] 5h18:55.367				34		CLIMAQUE Cyril
724	843	9h53:38.173	52.905	1:00.629	59.382	35		CLIMAQUE Cyril
745	843	9h56:14.437	46.507	54.966	54.791	36	2:36.264	CLIMAQUE Cyril
760	843	[IN] 9h58:46.647	43.358	53.532	55.320	36		
780	843	[OUT] 10h02:20.281				37	3:33.634	
781	843	[DRIVER] 4h18:55.479				37		CLIMAQUE Simon
795		1h36:45.126						CODE 60
798		1h37:00.816						CODE 60
800	843	10h04:59.118	39.793	45.741	1:13.303	38		CLIMAQUE Simon
811		1h39:40.079						START
818	843	10h08:02.995	1:09.139	1:05.282	49.456	39	3:03.877	CLIMAQUE Simon
833	843	10h10:10.841	34.992	45.753	47.101	40	2:07.846	CLIMAQUE Simon
845	843	10h12:16.714	34.736	45.200	45.937	41	2:05.873	CLIMAQUE Simon
858	843	10h14:22.667	33.886	45.635	46.432	42	2:05.953	CLIMAQUE Simon
867	843	10h16:29.632	34.031	47.175	45.759	43	2:06.965	CLIMAQUE Simon
882	843	10h18:33.281	33.385	45.172	45.092	44	2:03.649	CLIMAQUE Simon
896	843	10h20:36.907	33.345	45.363	44.918	45	2:03.626	CLIMAQUE Simon
914	843	10h22:40.357	33.501	45.695	44.254	46	2:03.450	CLIMAQUE Simon
931	843	10h24:43.524	33.513	45.192	44.462	47	2:03.167	CLIMAQUE Simon
948	843	10h26:45.743	33.125	45.166	43.928	48	2:02.219	CLIMAQUE Simon
960	843	[IN] 10h28:47.084	35.372	45.488	40.481	48		
989	843	[OUT] 10h32:21.984				49	3:34.900	
990	843	[DRIVER] 4h48:57.443				49		CLIMAQUE Cyril
1009	843	10h34:59.752	48.294	54.881	54.593	50		CLIMAQUE Cyril
1029	843	10h37:35.868	43.571	54.504	58.041	51	2:36.116	CLIMAQUE Cyril
1046	843	[IN] 10h40:08.063	44.127	54.358	53.710	51		
1076	843	[OUT] 10h43:48.926				52	3:40.863	
1077	843	[DRIVER] 6h11:59.378				52		CLIMAQUE Simon
1092		2h18:29.511						CODE 60
1094	843	10h45:58.929	38.599	44.716	46.688	53		CLIMAQUE Simon
1095		2h18:45.006						CODE 60
1113		2h22:08.474						START
1114	843	10h49:43.703	1:07.763	1:09.875	1:27.136	54	3:44.774	CLIMAQUE Simon
1130	843	10h51:48.609	34.622	45.554	44.730	55	2:04.906	CLIMAQUE Simon
1150	843	10h53:52.328	33.228	45.731	44.760	56	2:03.719	CLIMAQUE Simon
1166	843	10h55:59.228	36.765	45.511	44.624	57	2:06.900	CLIMAQUE Simon
1181		2h30:24.912						CODE 60
1182		2h30:39.895						CODE 60
1184	843	10h58:08.485	33.242	45.209	50.806	58	2:09.257	CLIMAQUE Simon
1191		2h32:19.101						START
1204	843	11h00:55.190	1:07.538	54.384	44.783	59	2:46.705	CLIMAQUE Simon
1223	843	11h02:56.483	32.717	45.036	43.540	60	2:01.293	CLIMAQUE Simon
1236	843	11h05:00.314	35.389	45.138	43.304	61	2:03.831	CLIMAQUE Simon
1255	843	11h07:01.709	32.586	45.138	43.671	62	2:01.395	CLIMAQUE Simon
1272	843	11h09:04.192	32.807	45.892	43.784	63	2:02.483	CLIMAQUE Simon

3,800 Km



DIJON-PRENOIS

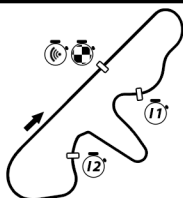
Seq	Num	Heure	Secteur 1	Secteur 2	Secteur 3	Tour	Temps	Pilote
1289	843	11h11:06.318	32.807	45.560	43.759	64	2:02.126	CLIMAQUE Simon
1305	843	11h13:09.155	32.594	46.432	43.811	65	2:02.837	CLIMAQUE Simon
1320	843	[IN] 11h15:10.929	35.745	46.237	39.792	65		
1349	843	[OUT] 11h18:45.174				66	3:34.245	
1350	843	[DRIVER] 5h35:21.037				66		CLIMAQUE Cyril
1368	843	11h21:12.980	44.248	51.395	52.163	67		CLIMAQUE Cyril
1386	843	11h23:35.926	42.164	50.299	50.483	68	2:22.946	CLIMAQUE Cyril
1406	843	11h25:56.335	41.628	49.331	49.450	69	2:20.409	CLIMAQUE Cyril
1428	843	11h28:18.263	40.860	50.899	50.169	70	2:21.928	CLIMAQUE Cyril
1435		3h01:54.651						FINISH
1447	843	11h30:38.613	40.783	50.098	49.469	71	2:20.350	CLIMAQUE Cyril



DIJON-PRENOIS

Seq	Num	Heure	Secteur 1	Secteur 2	Secteur 3	Tour	Temps	Pilote
844 TEAM RV COMPETITION 82								
18	844	[DRIVER] 3h46:10.906						AUMARD Fabien
19	844	[OUT] 8h18:01.827						
42 START								
43 1.938 YELLOW FLAG								
51	844	8h26:39.337	1:07.516	1:03.541	6:26.453			AUMARD Fabien
69	844	8h29:58.154	1:04.655	1:03.305	1:10.857	1	3:18.817	AUMARD Fabien
87	844	8h32:36.404	51.464	54.829	51.957	2	2:38.250	AUMARD Fabien
96 5:22.184 START								
106	844	8h34:44.560	37.761	46.141	44.254	3	2:08.156	AUMARD Fabien
120	844	8h36:49.206	35.085	45.415	44.146	4	2:04.646	AUMARD Fabien
130 10:32.094 CODE 60								
131 10:51.608 CODE 60								
142	844	8h39:51.598			1:33.742	5	3:02.392	AUMARD Fabien
149 14:26.197 START								
159	844	8h42:44.768	1:06.209	1:02.639	44.322	6	2:53.170	AUMARD Fabien
179	844	8h44:48.984	34.410	46.029	43.777	7	2:04.216	AUMARD Fabien
197	844	8h46:52.434	34.360	45.363	43.727	8	2:03.450	AUMARD Fabien
214	844	8h48:55.150	34.625	44.427	43.664	9	2:02.716	AUMARD Fabien
229	844	8h50:56.336	33.824	44.267	43.095	10	2:01.186	AUMARD Fabien
246	844	8h52:58.252	34.212	44.375	43.329	11	2:01.916	AUMARD Fabien
261	844	8h55:00.461	33.387	45.237	43.585	12	2:02.209	AUMARD Fabien
278	844	8h57:02.169	33.875	44.575	43.258	13	2:01.708	AUMARD Fabien
282 30:15.922 CODE 60								
285 30:31.309 CODE 60								
297	844	[IN] 8h59:44.246	34.203	55.205	1:12.669	13		
302 33:01.203 START								
323	844	[DRIVER] 3h19:57.008				13		MERCIER Sebastien
324	844	[OUT] 9h03:22.276				14	3:38.030	MERCIER Sebastien
347	844	9h05:37.232	42.914	45.885	46.157	15		MERCIER Sebastien
362	844	9h07:44.423	36.345	45.474	45.372	16	2:07.191	MERCIER Sebastien
379	844	9h09:50.941	34.686	45.889	45.943	17	2:06.518	MERCIER Sebastien
395	844	9h11:55.248	34.629	45.750	43.928	18	2:04.307	MERCIER Sebastien
414	844	9h13:58.305	34.479	45.269	43.309	19	2:03.057	MERCIER Sebastien
431	844	9h16:03.023	34.228	46.628	43.862	20	2:04.718	MERCIER Sebastien
447	844	9h18:06.132	34.120	45.338	43.651	21	2:03.109	MERCIER Sebastien
464	844	9h20:10.181	34.103	46.215	43.731	22	2:04.049	MERCIER Sebastien
481	844	9h22:12.570	34.110	44.682	43.597	23	2:02.389	MERCIER Sebastien
497	844	9h24:15.730	33.917	45.226	44.017	24	2:03.160	MERCIER Sebastien
511	844	9h26:20.420	35.268	45.451	43.971	25	2:04.690	MERCIER Sebastien
530	844	9h28:22.852	34.277	44.452	43.703	26	2:02.432	MERCIER Sebastien
544 1h02:50.103 CODE 60								
548	844	[IN] 9h30:24.886	33.998	45.272	42.764	26		
549 1h03:04.533 CODE 60								
558 1h05:03.946 START								
568	844	[OUT] 9h34:01.388				27	3:36.502	
569	844	[DRIVER] 5h02:11.384				27		AUMARD Fabien
591	844	9h36:15.526	40.732	46.984	46.422	28		AUMARD Fabien

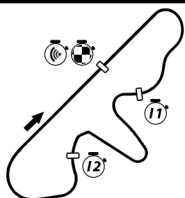
3,800 Km



DIJON-PRENOIS

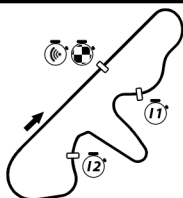
Seq	Num	Heure	Secteur 1	Secteur 2	Secteur 3	Tour	Temps	Pilote
609	844	9h38:24.594	36.582	46.754	45.732	29	2:09.068	AUMARD Fabien
624	844	9h40:33.365	36.545	46.028	46.198	30	2:08.771	AUMARD Fabien
641	844	9h42:40.595	36.082	46.110	45.038	31	2:07.230	AUMARD Fabien
656	844	9h44:46.835	35.302	45.798	45.140	32	2:06.240	AUMARD Fabien
670	844	9h46:53.187	35.223	46.317	44.812	33	2:06.352	AUMARD Fabien
686	844	9h48:59.796	35.330	46.387	44.892	34	2:06.609	AUMARD Fabien
704	844	9h51:07.078	35.223	46.335	45.724	35	2:07.282	AUMARD Fabien
720	844	9h53:15.883	36.766	46.890	45.149	36	2:08.805	AUMARD Fabien
736	844	9h55:23.677	35.125	46.480	46.189	37	2:07.794	AUMARD Fabien
750	844	9h57:31.606	35.544	46.472	45.913	38	2:07.929	AUMARD Fabien
763	844	9h59:40.595	36.284	46.390	46.315	39	2:08.989	AUMARD Fabien
774	844	10h01:50.132	36.459	46.691	46.387	40	2:09.537	AUMARD Fabien
793	844	[IN] 10h03:55.703	35.408	46.826	43.337	40		
795		1h36:45.126						CODE 60
798		1h37:00.816						CODE 60
811		1h39:40.079						START
847	844	[OUT] 10h12:29.133				41	8:33.430	
848	844	[DRIVER] 4h29:04.258				41		MERCIER Sebastien
862	844	10h14:51.577	45.471	49.238	47.735	42		MERCIER Sebastien
875	844	10h17:01.793	36.815	47.207	46.194	43	2:10.216	MERCIER Sebastien
889	844	10h19:09.753	36.245	46.284	45.431	44	2:07.960	MERCIER Sebastien
902	844	10h21:15.065	34.783	45.843	44.686	45	2:05.312	MERCIER Sebastien
920	844	10h23:20.493	34.260	45.862	45.306	46	2:05.428	MERCIER Sebastien
936	844	10h25:25.573	34.970	45.464	44.646	47	2:05.080	MERCIER Sebastien
953	844	10h27:29.692	34.618	45.137	44.364	48	2:04.119	MERCIER Sebastien
967	844	10h29:40.234	34.002	51.179	45.361	49	2:10.542	MERCIER Sebastien
982	844	10h31:43.036	33.734	44.690	44.378	50	2:02.802	MERCIER Sebastien
999	844	10h33:48.847	36.256	45.630	43.925	51	2:05.811	MERCIER Sebastien
1014	844	10h35:55.358	34.172	45.803	46.536	52	2:06.511	MERCIER Sebastien
1030	844	10h38:00.145	35.158	44.997	44.632	53	2:04.787	MERCIER Sebastien
1045	844	10h40:04.980	34.233	45.733	44.869	54	2:04.835	MERCIER Sebastien
1062	844	10h42:09.229	34.155	45.295	44.799	55	2:04.249	MERCIER Sebastien
1079	844	10h44:12.983	34.008	45.129	44.617	56	2:03.754	MERCIER Sebastien
1092		2h18:29.511						CODE 60
1095		2h18:45.006						CODE 60
1096	844	[IN] 10h46:15.876	33.862	45.308	43.723	56		
1113		2h22:08.474						START
1116	844	[DRIVER] 6h18:01.195				56		AUMARD Fabien
1117	844	[OUT] 10h49:50.713				57	3:34.837	AUMARD Fabien
1134	844	10h52:09.458	42.791	48.287	47.667	58		AUMARD Fabien
1152	844	10h54:19.633	36.404	47.375	46.396	59	2:10.175	AUMARD Fabien
1171	844	10h56:32.451	36.249	49.474	47.095	60	2:12.818	AUMARD Fabien
1181		2h30:24.912						CODE 60
1182		2h30:39.895						CODE 60
1187	844	[IN] 10h59:11.701	36.092	48.602	1:14.556	60		
1191		2h32:19.101						START
1219	844	[DRIVER] 6h31:00.185				60		MERCIER Sebastien
1220	844	[OUT] 11h02:49.632				61	3:37.931	MERCIER Sebastien

3,800 Km



DIJON-PRENOIS

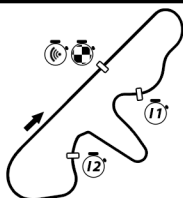
Seq	Num	Heure	Secteur 1	Secteur 2	Secteur 3	Tour	Temps	Pilote
1239	844	11h05:02.712	42.619	46.429	44.032	62		MERCIER Sebastien
1256	844	11h07:08.622	34.572	47.264	44.074	63	2:05.910	MERCIER Sebastien
1273	844	11h09:12.551	34.397	45.391	44.141	64	2:03.929	MERCIER Sebastien
1290	844	11h11:16.730	34.911	45.405	43.863	65	2:04.179	MERCIER Sebastien
1307	844	11h13:20.387	34.419	45.255	43.983	66	2:03.657	MERCIER Sebastien
1322	844	11h15:24.754	34.295	46.441	43.631	67	2:04.367	MERCIER Sebastien
1339	844	11h17:27.673	33.977	44.906	44.036	68	2:02.919	MERCIER Sebastien
1355	844	11h19:31.083	34.058	45.449	43.903	69	2:03.410	MERCIER Sebastien
1371	844	11h21:34.585	34.263	45.467	43.772	70	2:03.502	MERCIER Sebastien
1387	844	11h23:39.375	33.984	45.503	45.303	71	2:04.790	MERCIER Sebastien
1403	844	11h25:43.566	34.692	45.742	43.757	72	2:04.191	MERCIER Sebastien
1421	844	11h27:48.691	34.169	47.027	43.929	73	2:05.125	MERCIER Sebastien
1435		3h01:54.651						FINISH
1440	844	11h29:52.875	34.259	46.263	43.662	74	2:04.184	MERCIER Sebastien



DIJON-PRENOIS

Seq	Num	Heure	Secteur 1	Secteur 2	Secteur 3	Tour	Temps	Pilote
847 SITE DE POISSY								
16	847	[OUT] 8h17:39.120						
17	847	[DRIVER] 3h45:48.421						ALLOT Sebastien
42								START
43		1.938						YELLOW FLAG
50	847	8h26:38.493	59.465	1:00.283	6:59.625			ALLOT Sebastien
68	847	8h29:58.102	1:04.908	1:03.572	1:11.129	1	3:19.609	ALLOT Sebastien
86	847	8h32:36.172	51.246	54.439	52.385	2	2:38.070	ALLOT Sebastien
96		5:22.184						START
100	847	8h34:37.479	34.803	44.169	42.335	3	2:01.307	ALLOT Sebastien
115	847	8h36:37.251	33.665	43.674	42.433	4	1:59.772	ALLOT Sebastien
130		10:32.094						CODE 60
131		10:51.608						CODE 60
133	847	8h39:23.972	32.463	43.241	1:31.017	5	2:46.721	ALLOT Sebastien
149		14:26.197						START
152	847	8h42:21.476	1:02.842	1:04.000	50.662	6	2:57.504	ALLOT Sebastien
174	847	8h44:20.651	32.853	43.360	42.962	7	1:59.175	ALLOT Sebastien
191	847	8h46:19.951	33.071	43.466	42.763	8	1:59.300	ALLOT Sebastien
207	847	8h48:19.086	33.062	43.439	42.634	9	1:59.135	ALLOT Sebastien
222	847	8h50:18.082	33.032	43.251	42.713	10	1:58.996	ALLOT Sebastien
239	847	8h52:16.842	32.761	43.531	42.468	11	1:58.760	ALLOT Sebastien
256	847	8h54:15.247	32.237	43.591	42.577	12	1:58.405	ALLOT Sebastien
273	847	8h56:13.335	32.390	43.342	42.356	13	1:58.088	ALLOT Sebastien
282		30:15.922						CODE 60
285		30:31.309						CODE 60
287	847	8h58:17.107	32.782	43.477	47.513	14	2:03.772	ALLOT Sebastien
302		33:01.203						START
307	847	9h01:08.464	1:06.197	1:02.503	42.657	15	2:51.357	ALLOT Sebastien
320	847	9h03:07.555	32.650	43.467	42.974	16	1:59.091	ALLOT Sebastien
341	847	9h05:07.322	32.972	43.779	43.016	17	1:59.767	ALLOT Sebastien
360	847	9h07:06.246	32.643	43.381	42.900	18	1:58.924	ALLOT Sebastien
376	847	9h09:05.244	32.759	43.529	42.710	19	1:58.998	ALLOT Sebastien
391	847	9h11:05.279	32.814	43.940	43.281	20	2:00.035	ALLOT Sebastien
405	847	9h13:05.460	32.832	44.213	43.136	21	2:00.181	ALLOT Sebastien
424	847	9h15:05.125	32.839	43.773	43.053	22	1:59.665	ALLOT Sebastien
438	847	9h17:05.739	33.893	43.967	42.754	23	2:00.614	ALLOT Sebastien
454	847	9h19:05.615	32.937	43.882	43.057	24	1:59.876	ALLOT Sebastien
469	847	9h21:06.022	32.836	44.459	43.112	25	2:00.407	ALLOT Sebastien
486	847	[IN] 9h23:03.587	32.853	44.701	40.011	25		
514	847	[DRIVER] 4h54:49.038				25		TREMBLAY Vincent
515	847	[OUT] 9h26:39.167				26	3:35.580	TREMBLAY Vincent
534	847	9h28:54.549	41.065	47.424	46.893	27		TREMBLAY Vincent
544		1h02:50.103						CODE 60
549		1h03:04.533						CODE 60
554	847	9h31:48.598	35.954	48.367	1:29.728	28	2:54.049	TREMBLAY Vincent
558		1h05:03.946						START
571	847	9h34:17.326	54.191	47.296	47.241	29	2:28.728	TREMBLAY Vincent
592	847	9h36:27.405	35.919	47.184	46.976	30	2:10.079	TREMBLAY Vincent

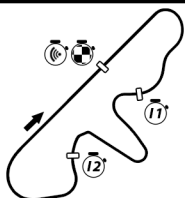
3,800 Km



DIJON-PRENOIS

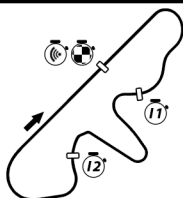
Seq	Num	Heure	Secteur 1	Secteur 2	Secteur 3	Tour	Temps	Pilote
610	847	9h38:38.452	36.214	47.704	47.129	31	2:11.047	TREMBLAY Vincent
627	847	9h40:48.894	36.239	47.233	46.970	32	2:10.442	TREMBLAY Vincent
644	847	[IN] 9h42:58.392	36.280	47.890	45.328	32		
707	847	[OUT] 9h51:32.615				33	8:34.223	
708	847	[DRIVER] 5h19:42.652				33		ALLOT Sebastien
725	847	9h53:43.411	40.271	46.554	43.971	34		ALLOT Sebastien
739	847	9h55:47.027	34.515	44.817	44.284	35	2:03.616	ALLOT Sebastien
753	847	9h57:49.847	33.763	44.896	44.161	36	2:02.820	ALLOT Sebastien
765	847	9h59:52.866	34.074	44.380	44.565	37	2:03.019	ALLOT Sebastien
775	847	10h01:56.322	33.566	45.065	44.825	38	2:03.456	ALLOT Sebastien
794	847	10h04:00.326	33.522	45.043	45.439	39	2:04.004	ALLOT Sebastien
795		1h36:45.126						CODE 60
798		1h37:00.816						CODE 60
811		1h39:40.079						START
812	847	10h07:10.220	36.297	1:05.218	1:28.379	40	3:09.894	ALLOT Sebastien
825	847	10h09:19.109	36.591	45.451	46.847	41	2:08.889	ALLOT Sebastien
838	847	10h11:23.611	34.026	45.380	45.096	42	2:04.502	ALLOT Sebastien
852	847	10h13:27.858	33.744	44.982	45.521	43	2:04.247	ALLOT Sebastien
864	847	10h15:31.896	33.577	45.301	45.160	44	2:04.038	ALLOT Sebastien
877	847	10h17:35.563	33.523	45.106	45.038	45	2:03.667	ALLOT Sebastien
893	847	10h19:38.493	33.181	45.467	44.282	46	2:02.930	ALLOT Sebastien
905	847	10h21:40.894	33.177	44.633	44.591	47	2:02.401	ALLOT Sebastien
924	847	10h23:43.209	33.184	44.317	44.814	48	2:02.315	ALLOT Sebastien
940	847	10h25:46.405	33.537	44.806	44.853	49	2:03.196	ALLOT Sebastien
956	847	10h27:49.892	33.430	44.626	45.431	50	2:03.487	ALLOT Sebastien
970	847	10h29:54.109	33.833	45.463	44.921	51	2:04.217	ALLOT Sebastien
984	847	10h31:57.487	33.782	44.583	45.013	52	2:03.378	ALLOT Sebastien
1001	847	10h34:00.590	33.435	44.638	45.030	53	2:03.103	ALLOT Sebastien
1018	847	10h36:05.335	33.810	45.077	45.858	54	2:04.745	ALLOT Sebastien
1033	847	10h38:10.641	34.373	45.841	45.092	55	2:05.306	ALLOT Sebastien
1048	847	10h40:16.130	34.811	44.724	45.954	56	2:05.489	ALLOT Sebastien
1065	847	10h42:20.164	33.519	44.741	45.774	57	2:04.034	ALLOT Sebastien
1082	847	10h44:24.356	34.019	44.749	45.424	58	2:04.192	ALLOT Sebastien
1092		2h18:29.511						CODE 60
1095		2h18:45.006						CODE 60
1098	847	[IN] 10h46:24.770	33.929	45.054	41.431	58		
1113		2h22:08.474						START
1118	847	[DRIVER] 6h18:08.070				58		TREMBLAY Vincent
1119	847	[OUT] 10h49:57.690				59	3:32.920	TREMBLAY Vincent
1138	847	10h52:21.160	43.990	49.536	49.944	60		TREMBLAY Vincent
1157	847	10h54:37.088	38.520	48.186	49.222	61	2:15.928	TREMBLAY Vincent
1176	847	[IN] 10h56:50.854	38.732	48.029	47.005	61		
1181		2h30:24.912						CODE 60
1182		2h30:39.895						CODE 60
1191		2h32:19.101						START
1200	847	[DRIVER] 6h28:34.317				61		ALLOT Sebastien
1201	847	[OUT] 11h00:23.994				62	3:33.140	ALLOT Sebastien
1216	847	11h02:34.511	40.091	45.889	44.537	63		ALLOT Sebastien

3,800 Km



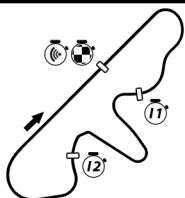
DIJON-PRENOIS

Seq	Num	Heure	Secteur 1	Secteur 2	Secteur 3	Tour	Temps	Pilote
1234	847	11h04:36.944	33.404	44.790	44.239	64	2:02.433	ALLOT Sebastien
1252	847	11h06:39.931	33.482	45.237	44.268	65	2:02.987	ALLOT Sebastien
1267	847	11h08:42.126	33.143	45.217	43.835	66	2:02.195	ALLOT Sebastien
1282	847	11h10:43.216	33.083	44.159	43.848	67	2:01.090	ALLOT Sebastien
1300	847	11h12:44.435	33.223	44.137	43.859	68	2:01.219	ALLOT Sebastien
1317	847	11h14:44.759	33.105	43.934	43.285	69	2:00.324	ALLOT Sebastien
1333	847	[IN] 11h16:44.618	33.916	44.978	40.965	69		
1361	847	[OUT] 11h20:17.123				70	3:32.505	
1362	847	[DRIVER] 5h36:52.740				70		TREMBLAY Vincent
1381	847	11h22:35.821	42.727	48.434	47.537	71		TREMBLAY Vincent
1398	847	11h24:47.836	36.754	47.973	47.288	72	2:12.015	TREMBLAY Vincent
1415	847	11h27:00.977	36.637	48.579	47.925	73	2:13.141	TREMBLAY Vincent
1435		3h01:54.651						FINISH
1436	847	11h29:15.819	37.973	48.517	48.352	74	2:14.842	TREMBLAY Vincent



DIJON-PRENOIS

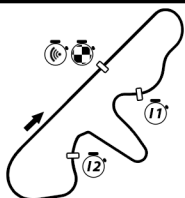
Seq	Num	Heure	Secteur 1	Secteur 2	Secteur 3	Tour	Temps	Pilote
848 EMOS								
22	848	[DRIVER] 3h47:05.088						MATHIEU Antoine
23	848	[OUT] 8h18:55.722						
42 START								
43 1.938 YELLOW FLAG								
53	848	8h26:40.627	51.631	51.415	6:01.859			MATHIEU Antoine
71	848	8h29:58.692	1:03.999	1:03.234	1:10.832	1	3:18.065	MATHIEU Antoine
90	848	8h32:36.866	51.417	54.843	51.914	2	2:38.174	MATHIEU Antoine
96 5:22.184 START								
104	848	8h34:42.854	36.266	45.221	44.501	3	2:05.988	MATHIEU Antoine
118	848	8h36:48.214	34.300	45.841	45.219	4	2:05.360	MATHIEU Antoine
130		10:32.094						CODE 60
131		10:51.608						CODE 60
135	848	[IN] 8h39:38.091	35.006	1:01.610	1:13.261	4		
149 14:26.197 START								
163	848	[DRIVER] 4h11:21.845				4		MATHIEU Michel
164	848	[OUT] 8h43:12.269				5	3:34.178	MATHIEU Michel
185	848	8h45:27.358	40.937	48.058	46.094	6		MATHIEU Michel
202	848	8h47:35.067	35.760	46.371	45.578	7	2:07.709	MATHIEU Michel
219	848	8h49:48.301	40.943	46.103	46.188	8	2:13.234	MATHIEU Michel
237	848	8h51:57.716	37.394	46.300	45.721	9	2:09.415	MATHIEU Michel
253	848	8h54:03.890	34.671	46.375	45.128	10	2:06.174	MATHIEU Michel
271	848	8h56:11.060	35.177	46.762	45.231	11	2:07.170	MATHIEU Michel
282		30:15.922						CODE 60
285		30:31.309						CODE 60
293	848	[IN] 8h58:48.652	45.095	47.054	1:05.443	11		
302 33:01.203 START								
316	848	[DRIVER] 3h18:58.449				11		MATHIEU Antoine
317	848	[OUT] 9h02:23.608				12	3:34.956	MATHIEU Antoine
338	848	9h04:38.423	40.624	47.978	46.213	13		MATHIEU Antoine
356	848	9h06:47.458	36.992	47.433	44.610	14	2:09.035	MATHIEU Antoine
372	848	9h08:52.847	34.820	44.965	45.604	15	2:05.389	MATHIEU Antoine
389	848	9h10:56.127	34.415	45.010	43.855	16	2:03.280	MATHIEU Antoine
403	848	9h12:58.849	33.731	45.211	43.780	17	2:02.722	MATHIEU Antoine
421	848	9h15:04.402	34.397	46.778	44.378	18	2:05.553	MATHIEU Antoine
440	848	9h17:08.383	35.475	44.520	43.986	19	2:03.981	MATHIEU Antoine
457	848	9h19:10.557	33.840	44.892	43.442	20	2:02.174	MATHIEU Antoine
474	848	9h21:11.149	33.836	43.797	42.959	21	2:00.592	MATHIEU Antoine
489	848	9h23:14.269	33.533	46.062	43.525	22	2:03.120	MATHIEU Antoine
505	848	9h25:16.462	33.651	44.424	44.118	23	2:02.193	MATHIEU Antoine
522	848	9h27:18.916	33.891	44.805	43.758	24	2:02.454	MATHIEU Antoine
538	848	9h29:21.406	33.728	44.342	44.420	25	2:02.490	MATHIEU Antoine
544		1h02:50.103						CODE 60
549		1h03:04.533						CODE 60
556	848	[IN] 9h32:11.133	34.730	54.964	1:20.033	25		
558 1h05:03.946 START								
585	848	[DRIVER] 5h03:54.964				25		MATHIEU Michel
586	848	[OUT] 9h35:44.970				26	3:33.837	MATHIEU Michel



DIJON-PRENOIS

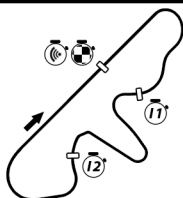
Seq	Num	Heure	Secteur 1	Secteur 2	Secteur 3	Tour	Temps	Pilote
607	848	9h38:05.339	42.829	50.266	47.274	27		MATHIEU Michel
623	848	9h40:33.172	51.407	49.143	47.283	28	2:27.833	MATHIEU Michel
642	848	9h42:43.737	37.187	47.311	46.067	29	2:10.565	MATHIEU Michel
657	848	9h44:51.722	35.035	47.021	45.929	30	2:07.985	MATHIEU Michel
671	848	9h47:05.482	35.371	52.680	45.709	31	2:13.760	MATHIEU Michel
687	848	9h49:14.560	35.444	47.459	46.175	32	2:09.078	MATHIEU Michel
706	848	9h51:24.214	35.834	47.537	46.283	33	2:09.654	MATHIEU Michel
723	848	9h53:36.705	35.275	47.983	49.233	34	2:12.491	MATHIEU Michel
741	848	9h55:49.519	37.192	47.775	47.847	35	2:12.814	MATHIEU Michel
755	848	[IN] 9h57:59.760	36.326	48.508	45.407	35		
795		1h36:45.126						CODE 60
798		1h37:00.816						CODE 60
811		1h39:40.079						START
815	848	[DRIVER] 4h24:18.281				35		MATHIEU Antoine
816	848	[OUT] 10h07:43.008				36	9:43.248	MATHIEU Antoine
832	848	10h10:07.656	43.972	49.609	51.067	37		MATHIEU Antoine
846	848	10h12:19.995	38.772	47.136	46.431	38	2:12.339	MATHIEU Antoine
860	848	10h14:29.798	35.531	46.622	47.650	39	2:09.803	MATHIEU Antoine
870	848	10h16:39.231	36.586	46.836	46.011	40	2:09.433	MATHIEU Antoine
885	848	10h18:47.449	35.378	46.148	46.692	41	2:08.218	MATHIEU Antoine
898	848	10h20:54.943	36.116	45.984	45.394	42	2:07.494	MATHIEU Antoine
918	848	10h23:01.179	34.936	45.746	45.554	43	2:06.236	MATHIEU Antoine
934	848	10h25:07.626	34.981	45.867	45.599	44	2:06.447	MATHIEU Antoine
951	848	10h27:12.037	34.711	44.952	44.748	45	2:04.411	MATHIEU Antoine
968	848	10h29:40.738	34.240	1:07.125	47.336	46	2:28.701	MATHIEU Antoine
983	848	10h31:45.616	34.256	45.038	45.584	47	2:04.878	MATHIEU Antoine
1000	848	10h33:51.468	35.024	45.664	45.164	48	2:05.852	MATHIEU Antoine
1016	848	10h35:59.039	34.786	45.671	47.114	49	2:07.571	MATHIEU Antoine
1032	848	10h38:09.398	35.670	46.772	47.917	50	2:10.359	MATHIEU Antoine
1049	848	10h40:18.826	36.281	45.936	47.211	51	2:09.428	MATHIEU Antoine
1067	848	10h42:25.714	34.561	45.966	46.361	52	2:06.888	MATHIEU Antoine
1083	848	10h44:38.543	39.992	46.520	46.317	53	2:12.829	MATHIEU Antoine
1092		2h18:29.511						CODE 60
1095		2h18:45.006						CODE 60
1113		2h22:08.474						START
1139	848	10h52:21.322	6:07.492	46.482	48.805	54	7:42.779	MATHIEU Antoine
1154	848	10h54:28.982	35.741	45.750	46.169	55	2:07.660	MATHIEU Antoine
1172	848	10h56:35.736	34.439	46.132	46.183	56	2:06.754	MATHIEU Antoine
1181		2h30:24.912						CODE 60
1182		2h30:39.895						CODE 60
1189	848	[IN] 10h59:14.892	35.328	47.292	1:16.536	56		
1191		2h32:19.101						START
1217	848	[DRIVER] 6h30:58.355				56		MATHIEU Michel
1218	848	[OUT] 11h02:47.809				57	3:32.917	MATHIEU Michel
1242	848	11h05:22.699	48.361	58.678	47.851	58		MATHIEU Michel
1260	848	11h07:35.318	37.004	48.757	46.858	59	2:12.619	MATHIEU Michel
1275	848	11h09:45.524	36.317	48.160	45.729	60	2:10.206	MATHIEU Michel
1294	848	11h11:55.287	35.573	48.367	45.823	61	2:09.763	MATHIEU Michel

3,800 Km



DIJON-PRENOIS

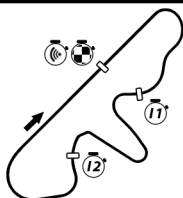
Seq	Num	Heure	Secteur 1	Secteur 2	Secteur 3	Tour	Temps	Pilote
1311	848	11h14:04.746	35.642	47.779	46.038	62	2:09.459	MATHIEU Michel
1331	848	11h16:17.366	36.796	48.172	47.652	63	2:12.620	MATHIEU Michel
1346	848	11h18:26.489	35.557	47.367	46.199	64	2:09.123	MATHIEU Michel
1364	848	11h20:36.305	35.957	47.774	46.085	65	2:09.816	MATHIEU Michel
1382	848	11h22:45.317	35.398	47.568	46.046	66	2:09.012	MATHIEU Michel
1399	848	11h24:54.203	35.680	47.815	45.391	67	2:08.886	MATHIEU Michel
1417	848	11h27:10.060	35.209	55.666	44.982	68	2:15.857	MATHIEU Michel
1435		3h01:54.651						FINISH
1437	848	11h29:20.350	36.516	48.032	45.742	69	2:10.290	MATHIEU Michel



DIJON-PRENOIS

Seq	Num	Heure	Secteur 1	Secteur 2	Secteur 3	Tour	Temps	Pilote
850 GM.SPORT								
28	850	[OUT] 8h19:52.723						
29	850	[DRIVER] 3h48:02.157						BIASETTO Laurent
42								START
43		1.938						YELLOW FLAG
57	850	8h26:44.234	52.039	54.480	5:04.992			BIASETTO Laurent
75	850	8h30:00.361	1:02.756	1:04.392	1:08.979	1	3:16.127	BIASETTO Laurent
93	850	8h32:38.600	52.538	55.270	50.431	2	2:38.239	BIASETTO Laurent
96		5:22.184						START
111	850	8h34:49.215	38.776	46.814	45.025	3	2:10.615	BIASETTO Laurent
127	850	8h36:55.751	36.142	45.756	44.638	4	2:06.536	BIASETTO Laurent
130		10:32.094						CODE 60
131		10:51.608						CODE 60
145	850	8h40:08.685	35.673	1:00.267	1:36.994	5	3:12.934	BIASETTO Laurent
149		14:26.197						START
161	850	8h43:00.107	1:10.608	56.273	44.541	6	2:51.422	BIASETTO Laurent
182	850	8h45:06.744	35.124	47.212	44.301	7	2:06.637	BIASETTO Laurent
199	850	8h47:12.103	34.412	46.182	44.765	8	2:05.359	BIASETTO Laurent
216	850	8h49:17.076	34.298	46.743	43.932	9	2:04.973	BIASETTO Laurent
233	850	8h51:22.424	34.458	46.786	44.104	10	2:05.348	BIASETTO Laurent
250	850	8h53:25.808	34.490	44.964	43.930	11	2:03.384	BIASETTO Laurent
266	850	8h55:31.195	35.486	45.532	44.369	12	2:05.387	BIASETTO Laurent
282		30:15.922						CODE 60
283	850	8h57:40.939	34.408	45.778	49.558	13	2:09.744	BIASETTO Laurent
285		30:31.309						CODE 60
302		33:01.203						START
305	850	[IN] 9h00:56.908	1:07.395	1:06.444	1:02.130	13		
334	850	[DRIVER] 3h21:03.345				13		VIOLIER Stephane
335	850	[OUT] 9h04:28.564				14	3:31.656	VIOLIER Stephane
357	850	9h06:51.508	44.204	50.219	48.521	15		VIOLIER Stephane
377	850	9h09:06.857	39.257	49.358	46.734	16	2:15.349	VIOLIER Stephane
394	850	9h11:25.646	37.423	54.097	47.269	17	2:18.789	VIOLIER Stephane
411	850	9h13:38.098	36.875	49.060	46.517	18	2:12.452	VIOLIER Stephane
429	850	9h15:50.227	37.075	48.440	46.614	19	2:12.129	VIOLIER Stephane
446	850	9h18:02.443	36.532	48.974	46.710	20	2:12.216	VIOLIER Stephane
465	850	9h20:14.257	36.803	48.452	46.559	21	2:11.814	VIOLIER Stephane
482	850	9h22:25.105	36.848	48.124	45.876	22	2:10.848	VIOLIER Stephane
499	850	9h24:36.233	36.999	47.694	46.435	23	2:11.128	VIOLIER Stephane
517	850	[IN] 9h26:49.569	37.660	48.471	47.205	23		
544		1h02:50.103						CODE 60
546	850	[OUT] 9h30:22.267				24	3:32.698	
547	850	[DRIVER] 4h58:32.204				24		BIASETTO Laurent
549		1h03:04.533						CODE 60
558		1h05:03.946						START
563	850	9h33:15.014	1:05.826	1:02.906	44.015	25		BIASETTO Laurent
578	850	9h35:21.795	34.220	46.743	45.818	26	2:06.781	BIASETTO Laurent
598	850	9h37:29.924	35.813	46.875	45.441	27	2:08.129	BIASETTO Laurent
614	850	9h39:42.370	38.336	48.027	46.083	28	2:12.446	BIASETTO Laurent

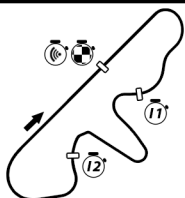
3,800 Km



DIJON-PRENOIS

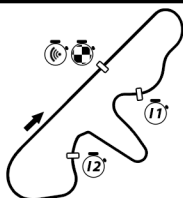
Seq	Num	Heure	Secteur 1	Secteur 2	Secteur 3	Tour	Temps	Pilote
633	850	9h41:51.500	36.214	47.066	45.850	29	2:09.130	BIASETTO Laurent
650	850	9h43:59.255	36.183	46.569	45.003	30	2:07.755	BIASETTO Laurent
664	850	9h46:06.554	34.886	46.808	45.605	31	2:07.299	BIASETTO Laurent
677	850	9h48:15.072	34.817	47.915	45.786	32	2:08.518	BIASETTO Laurent
695	850	9h50:22.467	35.326	47.130	44.939	33	2:07.395	BIASETTO Laurent
714	850	9h52:28.693	34.326	46.509	45.391	34	2:06.226	BIASETTO Laurent
731	850	[IN] 9h54:34.688	34.863	46.798	44.334	34		
786	850	[OUT] 10h03:08.159				35	8:33.471	
787	850	[DRIVER] 4h19:43.350				35		VIOLIER Stephane
795		1h36:45.126						CODE 60
798		1h37:00.816						CODE 60
808	850	10h06:35.166	46.351	1:05.168	1:35.488	36		VIOLIER Stephane
811		1h39:40.079						START
829	850	10h09:23.963	58.657	55.373	54.767	37	2:48.797	VIOLIER Stephane
843	850	10h11:52.510	41.576	54.697	52.274	38	2:28.547	VIOLIER Stephane
857	850	10h14:17.817	41.633	52.171	51.503	39	2:25.307	VIOLIER Stephane
869	850	10h16:36.650	38.998	50.613	49.222	40	2:18.833	VIOLIER Stephane
887	850	10h18:53.806	38.204	50.776	48.176	41	2:17.156	VIOLIER Stephane
901	850	10h21:08.290	37.480	49.523	47.481	42	2:14.484	VIOLIER Stephane
922	850	10h23:22.124	36.942	49.165	47.727	43	2:13.834	VIOLIER Stephane
942	850	10h26:02.566	38.568	1:12.886	48.988	44	2:40.442	VIOLIER Stephane
958	850	10h28:18.346	38.212	49.543	48.025	45	2:15.780	VIOLIER Stephane
974	850	10h30:36.197	39.218	50.025	48.608	46	2:17.851	VIOLIER Stephane
992	850	10h32:54.000	38.676	50.257	48.870	47	2:17.803	VIOLIER Stephane
1010	850	10h35:12.851	38.821	50.342	49.688	48	2:18.851	VIOLIER Stephane
1028	850	[IN] 10h37:32.671	39.131	50.603	50.086	48		
1056	850	[OUT] 10h41:10.464				49	3:37.793	
1057	850	[DRIVER] 6h09:20.924				49		BIASETTO Laurent
1073	850	10h43:24.989	39.667	48.789	46.069	50		BIASETTO Laurent
1090	850	10h45:35.882	35.292	47.893	47.708	51	2:10.893	BIASETTO Laurent
1092		2h18:29.511						CODE 60
1095		2h18:45.006						CODE 60
1111	850	10h48:57.754	48.551	1:04.012	1:29.309	52	3:21.872	BIASETTO Laurent
1113		2h22:08.474						START
1128	850	10h51:26.072	53.838	47.430	47.050	53	2:28.318	BIASETTO Laurent
1147	850	10h53:37.128	35.190	48.257	47.609	54	2:11.056	BIASETTO Laurent
1163	850	10h55:48.031	35.895	47.754	47.254	55	2:10.903	BIASETTO Laurent
1181		2h30:24.912						CODE 60
1182		2h30:39.895						CODE 60
1183	850	10h58:03.792	34.642	47.465	53.654	56	2:15.761	BIASETTO Laurent
1191		2h32:19.101						START
1202	850	11h00:53.035	1:04.501	57.799	46.943	57	2:49.243	BIASETTO Laurent
1224	850	11h02:59.664	34.261	46.642	45.726	58	2:06.629	BIASETTO Laurent
1240	850	11h05:03.308	34.161	45.362	44.121	59	2:03.644	BIASETTO Laurent
1257	850	[IN] 11h07:09.521	34.459	46.359	45.395	59		
1280	850	[DRIVER] 5h27:16.510				59		VIOLIER Stephane
1281	850	[OUT] 11h10:40.850				60	3:31.329	VIOLIER Stephane
1303	850	11h12:58.558	41.334	49.335	47.039	61		VIOLIER Stephane

3,800 Km



DIJON-PRENOIS

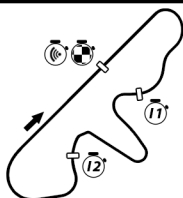
Seq	Num	Heure	Secteur 1	Secteur 2	Secteur 3	Tour	Temps	Pilote
1326	850	11h15:29.445	51.621	51.080	48.186	62	2:30.887	VIOLIER Stephane
1343	850	11h17:45.665	37.410	49.802	49.008	63	2:16.220	VIOLIER Stephane
1360	850	11h20:02.642	38.473	49.386	49.118	64	2:16.977	VIOLIER Stephane
1379	850	11h22:20.506	39.377	50.227	48.260	65	2:17.864	VIOLIER Stephane
1396	850	11h24:37.703	39.149	49.588	48.460	66	2:17.197	VIOLIER Stephane
1414	850	11h26:56.426	39.522	50.960	48.241	67	2:18.723	VIOLIER Stephane
1434	850	11h29:14.956	38.130	51.878	48.522	68	2:18.530	VIOLIER Stephane
1435		3h01:54.651						FINISH
1453	850	[IN] 11h32:02.652	44.803	1:01.844	1:01.049	68		



DIJON-PRENOIS

Seq	Num	Heure	Secteur 1	Secteur 2	Secteur 3	Tour	Temps	Pilote
857 SITE DE POISSY								
34	857	[DRIVER] 3h48:36.668						DUMAS Maxime
35	857	[OUT] 8h20:27.416						
42 START								
43 1.938 YELLOW FLAG								
58	857	8h26:44.611	50.870	52.076	4:34.249			DUMAS Maxime
76	857	8h30:01.721	1:03.111	1:03.717	1:10.282	1	3:17.110	DUMAS Maxime
94	857	8h32:38.734	51.937	54.912	50.164	2	2:37.013	DUMAS Maxime
96 5:22.184 START								
110	857	8h34:48.451	37.342	46.354	46.021	3	2:09.717	DUMAS Maxime
126	857	8h36:54.708	35.262	46.095	44.900	4	2:06.257	DUMAS Maxime
130 10:32.094 CODE 60								
131 10:51.608 CODE 60								
139	857	[IN] 8h39:43.214	35.876	57.498	1:15.132	4		
149 14:26.197 START								
169	857	[OUT] 8h43:20.436				5	3:37.222	
170	857	[DRIVER] 4h11:30.033				5		MAUNY Pierrick
187	857	8h45:51.490	48.918	51.134	51.002	6		MAUNY Pierrick
205	857	8h48:12.801	42.440	50.308	48.563	7	2:21.311	MAUNY Pierrick
224	857	8h50:29.879	40.863	48.513	47.702	8	2:17.078	MAUNY Pierrick
242	857	8h52:48.166	40.625	48.157	49.505	9	2:18.287	MAUNY Pierrick
265	857	8h55:07.687	41.769	49.351	48.401	10	2:19.521	MAUNY Pierrick
281	857	8h57:28.105	41.537	47.724	51.157	11	2:20.418	MAUNY Pierrick
282 30:15.922 CODE 60								
285 30:31.309 CODE 60								
302 33:01.203 START								
303	857	9h00:43.608	53.298	1:11.909	1:10.296	12	3:15.503	MAUNY Pierrick
319	857	9h03:03.736	41.861	49.661	48.606	13	2:20.128	MAUNY Pierrick
342	857	9h05:19.505	39.944	47.827	47.998	14	2:15.769	MAUNY Pierrick
361	857	9h07:35.014	41.026	47.616	46.867	15	2:15.509	MAUNY Pierrick
378	857	[IN] 9h09:50.382	41.176	48.028	46.164	15		
409	857	[OUT] 9h13:24.605				16	3:34.223	
410	857	[DRIVER] 3h29:59.434				16		DUMAS Maxime
428	857	9h15:35.606	40.212	45.190	45.599	17		DUMAS Maxime
444	857	9h17:41.573	36.306	44.718	44.943	18	2:05.967	DUMAS Maxime
460	857	9h19:46.183	35.176	44.795	44.639	19	2:04.610	DUMAS Maxime
477	857	9h21:53.422	35.031	45.144	47.064	20	2:07.239	DUMAS Maxime
493	857	9h24:00.131	35.158	46.588	44.963	21	2:06.709	DUMAS Maxime
509	857	9h26:05.719	35.294	44.848	45.446	22	2:05.588	DUMAS Maxime
528	857	9h28:13.367	37.273	45.218	45.157	23	2:07.648	DUMAS Maxime
544 1h02:50.103 CODE 60								
549 1h03:04.533 CODE 60								
550	857	9h30:32.004	36.559	46.609	55.469	24	2:18.637	DUMAS Maxime
558 1h05:03.946 START								
565	857	9h33:30.199	1:09.839	1:02.162	46.194	25	2:58.195	DUMAS Maxime
583	857	9h35:37.246	35.676	45.651	45.720	26	2:07.047	DUMAS Maxime
603	857	9h37:44.497	35.751	46.059	45.441	27	2:07.251	DUMAS Maxime
617	857	9h39:51.000	35.401	45.825	45.277	28	2:06.503	DUMAS Maxime

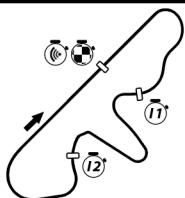
3,800 Km



DIJON-PRENOIS

Seq	Num	Heure	Secteur 1	Secteur 2	Secteur 3	Tour	Temps	Pilote
636	857	9h42:00.239	37.596	46.194	45.449	29	2:09.239	DUMAS Maxime
652	857	9h44:07.119	34.674	46.492	45.714	30	2:06.880	DUMAS Maxime
666	857	9h46:11.826	34.989	44.735	44.983	31	2:04.707	DUMAS Maxime
679	857	9h48:19.215	34.991	46.665	45.733	32	2:07.389	DUMAS Maxime
697	857	9h50:25.198	35.091	45.105	45.787	33	2:05.983	DUMAS Maxime
716	857	9h52:31.894	35.239	45.820	45.637	34	2:06.696	DUMAS Maxime
733	857	[IN] 9h54:40.723	35.027	46.121	47.681	34		
791	857	[DRIVER] 4h19:53.277				34		MAUNY Pierrick
792	857	[OUT] 10h03:18.103				35	8:37.380	MAUNY Pierrick
795		1h36:45.126						CODE 60
798		1h37:00.816						CODE 60
810	857	10h06:58.690	48.851	1:10.321	1:41.415	36		MAUNY Pierrick
811		1h39:40.079						START
831	857	10h09:35.100	52.815	50.829	52.766	37	2:36.410	MAUNY Pierrick
844	857	10h12:02.339	43.958	51.243	52.038	38	2:27.239	MAUNY Pierrick
859	857	10h14:27.498	43.100	50.252	51.807	39	2:25.159	MAUNY Pierrick
873	857	10h16:55.238	44.454	51.204	52.082	40	2:27.740	MAUNY Pierrick
891	857	10h19:21.474	44.189	50.494	51.553	41	2:26.236	MAUNY Pierrick
907	857	10h21:48.039	43.786	53.092	49.687	42	2:26.565	MAUNY Pierrick
926	857	10h24:08.482	41.018	49.775	49.650	43	2:20.443	MAUNY Pierrick
944	857	10h26:30.030	42.202	50.094	49.252	44	2:21.548	MAUNY Pierrick
961	857	10h28:48.810	41.004	48.894	48.882	45	2:18.780	MAUNY Pierrick
977	857	10h31:11.721	42.166	51.105	49.640	46	2:22.911	MAUNY Pierrick
995	857	10h33:32.827	40.653	49.594	50.859	47	2:21.106	MAUNY Pierrick
1015	857	10h35:56.773	41.628	49.453	52.865	48	2:23.946	MAUNY Pierrick
1035	857	10h38:21.293	42.132	51.701	50.687	49	2:24.520	MAUNY Pierrick
1051	857	[IN] 10h40:40.821	41.801	49.816	47.911	49		
1080	857	[DRIVER] 6h12:27.346				49		DUMAS Maxime
1081	857	[OUT] 10h44:16.964				50	3:36.143	DUMAS Maxime
1092		2h18:29.511						CODE 60
1095		2h18:45.006						CODE 60
1103	857	10h47:07.074	43.824	46.563	1:19.723	51		DUMAS Maxime
1113		2h22:08.474						START
1123	857	10h50:41.404	1:06.011	1:12.156	1:16.163	52	3:34.330	DUMAS Maxime
1144	857	10h52:52.899	36.607	46.073	48.815	53	2:11.495	DUMAS Maxime
1160	857	10h55:02.174	36.034	46.173	47.068	54	2:09.275	DUMAS Maxime
1178	857	10h57:09.987	35.736	45.699	46.378	55	2:07.813	DUMAS Maxime
1181		2h30:24.912						CODE 60
1182		2h30:39.895						CODE 60
1191		2h32:19.101						START
1197	857	11h00:00.137	35.534	1:04.581	1:10.035	56	2:50.150	DUMAS Maxime
1211	857	11h02:08.973	35.689	46.502	46.645	57	2:08.836	DUMAS Maxime
1230	857	11h04:18.761	35.365	48.272	46.151	58	2:09.788	DUMAS Maxime
1249	857	11h06:27.707	35.732	46.620	46.594	59	2:08.946	DUMAS Maxime
1266	857	11h08:35.036	35.274	45.332	46.723	60	2:07.329	DUMAS Maxime
1284	857	[IN] 11h10:48.096	35.751	47.906	49.403	60		
1312	857	[DRIVER] 5h31:00.212				60		MAUNY Pierrick
1313	857	[OUT] 11h14:24.520				61	3:36.424	MAUNY Pierrick

3,800 Km



DIJON-PRENOIS



PEUGEOT SPORT

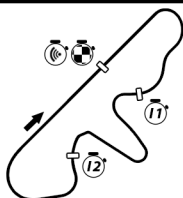
LES RENCONTRES-

RENCONTRES PEUGEOT SPORT
DIJON-PRENOIS
TROPHEE ENDURANCE PEUGEOT
Course
Historique

Seq	Num	Heure	Secteur 1	Secteur 2	Secteur 3	Tour	Temps	Pilote
1334	857	11h16:46.189	44.566	48.462	48.641	62		MAUNY Pierrick
1352	857	11h19:05.131	41.554	48.312	49.076	63	2:18.942	MAUNY Pierrick
1369	857	11h21:22.849	40.446	48.837	48.435	64	2:17.718	MAUNY Pierrick
1389	857	11h23:40.736	39.939	48.714	49.234	65	2:17.887	MAUNY Pierrick
1409	857	11h26:01.021	40.810	49.205	50.270	66	2:20.285	MAUNY Pierrick
1429	857	11h28:18.449	40.531	48.023	48.874	67	2:17.428	MAUNY Pierrick
1435		3h01:54.651						FINISH
1446	857	11h30:35.560	39.623	49.268	48.220	68	2:17.111	MAUNY Pierrick



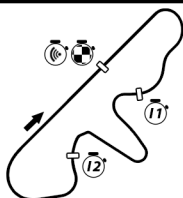
3,800 Km



DIJON-PRENOIS

Seq	Num	Heure	Secteur 1	Secteur 2	Secteur 3	Tour	Temps	Pilote
860 TEAM JBA								
11	860	[DRIVER] 3h45:25.312						AFONSO Jean Baptiste
12	860	[DRIVER] 3h45:26.104						AFONSO Jean Baptiste
13	860	[OUT] 8h17:17.001						
42								START
43		1.938						YELLOW FLAG
47	860	8h26:35.912	49.662	48.237	7:41.012			AFONSO Jean Baptiste
65	860	8h29:57.011	1:05.977	1:03.773	1:11.349	1	3:21.099	AFONSO Jean Baptiste
83	860	8h32:35.684	51.044	54.806	52.823	2	2:38.673	AFONSO Jean Baptiste
96		5:22.184						START
99	860	8h34:37.288	34.214	44.681	42.709	3	2:01.604	AFONSO Jean Baptiste
116	860	8h36:37.893	33.049	44.969	42.587	4	2:00.605	AFONSO Jean Baptiste
130		10:32.094						CODE 60
131		10:51.608						CODE 60
134	860	8h39:25.778	32.903	44.747	1:30.235	5	2:47.885	AFONSO Jean Baptiste
149		14:26.197						START
153	860	8h42:23.249	1:03.382	1:03.154	50.935	6	2:57.471	AFONSO Jean Baptiste
175	860	8h44:24.137	33.419	44.469	43.000	7	2:00.888	AFONSO Jean Baptiste
192	860	8h46:26.244	33.988	44.118	44.001	8	2:02.107	AFONSO Jean Baptiste
208	860	8h48:28.622	33.611	45.805	42.962	9	2:02.378	AFONSO Jean Baptiste
225	860	8h50:30.079	33.802	44.767	42.888	10	2:01.457	AFONSO Jean Baptiste
241	860	8h52:31.474	34.105	44.514	42.776	11	2:01.395	AFONSO Jean Baptiste
257	860	8h54:33.034	33.568	44.818	43.174	12	2:01.560	AFONSO Jean Baptiste
274	860	8h56:34.032	33.549	44.243	43.206	13	2:00.998	AFONSO Jean Baptiste
282		30:15.922						CODE 60
285		30:31.309						CODE 60
294	860	8h59:25.732	33.505	48.526	1:29.669	14	2:51.700	AFONSO Jean Baptiste
302		33:01.203						START
311	860	9h02:00.400	1:05.591	45.391	43.686	15	2:34.668	AFONSO Jean Baptiste
327	860	9h04:02.832	34.106	44.609	43.717	16	2:02.432	AFONSO Jean Baptiste
349	860	9h06:05.118	33.806	45.479	43.001	17	2:02.286	AFONSO Jean Baptiste
366	860	9h08:06.358	33.353	44.551	43.336	18	2:01.240	AFONSO Jean Baptiste
382	860	[IN] 9h10:07.627	33.870	45.409	41.990	18		
412	860	[OUT] 9h13:43.253				19	3:35.626	
413	860	[DRIVER] 3h30:18.170				19		SOMBSTAY David
430	860	9h16:02.606	42.003	49.049	48.301	20		SOMBSTAY David
449	860	9h18:15.349	37.373	48.463	46.907	21	2:12.743	SOMBSTAY David
466	860	9h20:28.721	38.213	48.483	46.676	22	2:13.372	SOMBSTAY David
484	860	9h22:44.105	38.778	49.291	47.315	23	2:15.384	SOMBSTAY David
502	860	9h24:56.283	37.559	48.047	46.572	24	2:12.178	SOMBSTAY David
521	860	9h27:09.813	37.970	48.443	47.117	25	2:13.530	SOMBSTAY David
539	860	9h29:23.146	37.602	48.478	47.253	26	2:13.333	SOMBSTAY David
544		1h02:50.103						CODE 60
549		1h03:04.533						CODE 60
557	860	[IN] 9h32:20.550	38.676	59.160	1:19.568	26		
558		1h05:03.946						START
588	860	[OUT] 9h35:57.376				27	3:36.826	
589	860	[DRIVER] 5h04:07.380				27		AFONSO Jean Baptiste

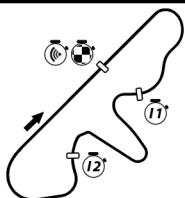
3,800 Km



DIJON-PRENOIS

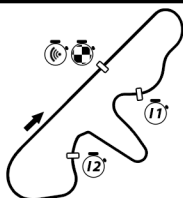
Seq	Num	Heure	Secteur 1	Secteur 2	Secteur 3	Tour	Temps	Pilote
608	860	9h38:06.861	39.574	45.941	43.970	28		AFONSO Jean Baptiste
622	860	9h40:12.996	36.762	45.807	43.566	29	2:06.135	AFONSO Jean Baptiste
639	860	9h42:15.180	33.743	44.996	43.445	30	2:02.184	AFONSO Jean Baptiste
653	860	9h44:17.364	33.592	45.204	43.388	31	2:02.184	AFONSO Jean Baptiste
667	860	9h46:20.175	33.832	44.585	44.394	32	2:02.811	AFONSO Jean Baptiste
680	860	9h48:24.698	34.016	46.230	44.277	33	2:04.523	AFONSO Jean Baptiste
698	860	9h50:29.338	34.267	46.210	44.163	34	2:04.640	AFONSO Jean Baptiste
717	860	9h52:34.622	34.269	46.063	44.952	35	2:05.284	AFONSO Jean Baptiste
734	860	9h54:41.704	34.389	45.711	46.982	36	2:07.082	AFONSO Jean Baptiste
748	860	9h56:47.805	34.681	45.848	45.572	37	2:06.101	AFONSO Jean Baptiste
761	860	9h58:53.985	34.626	45.480	46.074	38	2:06.180	AFONSO Jean Baptiste
772	860	10h01:00.769	34.639	46.298	45.847	39	2:06.784	AFONSO Jean Baptiste
785	860	10h03:07.955	34.813	45.489	46.884	40	2:07.186	AFONSO Jean Baptiste
795		1h36:45.126						CODE 60
798		1h37:00.816						CODE 60
806	860	[IN] 10h05:48.057	35.532	52.386	1:12.184	40		
811		1h39:40.079						START
827	860	[DRIVER] 4h25:58.201				40		SOMBSTAY David
828	860	[OUT] 10h09:22.896				41	3:34.839	SOMBSTAY David
842	860	10h11:52.090	43.884	51.638	53.672	42		SOMBSTAY David
856	860	[IN] 10h14:14.854	40.763	51.785	50.216	42		
915	860	[DRIVER] 4h39:22.911				42		AFONSO Jean Baptiste
916	860	[OUT] 10h22:47.610				43	8:32.756	AFONSO Jean Baptiste
933	860	10h25:02.689	41.697	47.501	45.881	44		AFONSO Jean Baptiste
950	860	10h27:10.632	35.090	46.729	46.124	45	2:07.943	AFONSO Jean Baptiste
966	860	10h29:18.519	35.137	46.836	45.914	46	2:07.887	AFONSO Jean Baptiste
980	860	10h31:27.792	36.076	46.651	46.546	47	2:09.273	AFONSO Jean Baptiste
996	860	10h33:37.033	35.434	46.495	47.312	48	2:09.241	AFONSO Jean Baptiste
1012	860	10h35:48.801	35.988	46.828	48.952	49	2:11.768	AFONSO Jean Baptiste
1031	860	10h38:00.077	35.605	46.927	48.744	50	2:11.276	AFONSO Jean Baptiste
1047	860	10h40:10.117	36.010	46.552	47.478	51	2:10.040	AFONSO Jean Baptiste
1063	860	10h42:17.071	34.213	46.512	46.229	52	2:06.954	AFONSO Jean Baptiste
1084	860	10h44:39.333	49.152	47.294	45.816	53	2:22.262	AFONSO Jean Baptiste
1092		2h18:29.511						CODE 60
1095		2h18:45.006						CODE 60
1104	860	10h47:27.257	35.285	46.117	1:26.522	54	2:47.924	AFONSO Jean Baptiste
1113		2h22:08.474						START
1122	860	10h50:26.284	1:06.418	1:05.475	47.134	55	2:59.027	AFONSO Jean Baptiste
1141	860	10h52:33.335	34.692	46.242	46.117	56	2:07.051	AFONSO Jean Baptiste
1158	860	10h54:40.138	34.760	46.069	45.974	57	2:06.803	AFONSO Jean Baptiste
1173	860	10h56:45.996	34.335	45.865	45.658	58	2:05.858	AFONSO Jean Baptiste
1181		2h30:24.912						CODE 60
1182		2h30:39.895						CODE 60
1190	860	[IN] 10h59:21.835	33.929	48.598	1:13.312	58		
1191		2h32:19.101						START
1221	860	[OUT] 11h02:55.376				59	3:33.541	
1222	860	[DRIVER] 6h31:06.051				59		SOMBSTAY David
1241	860	11h05:11.932	41.453	48.786	46.317	60		SOMBSTAY David

3,800 Km



DIJON-PRENOIS

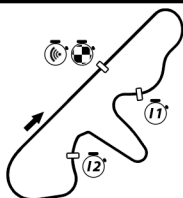
Seq	Num	Heure	Secteur 1	Secteur 2	Secteur 3	Tour	Temps	Pilote
1259	860	11h07:23.427	36.733	48.480	46.282	61	2:11.495	SOMBSTAY David
1274	860	11h09:33.853	36.831	47.508	46.087	62	2:10.426	SOMBSTAY David
1293	860	11h11:44.716	37.329	47.838	45.696	63	2:10.863	SOMBSTAY David
1308	860	11h13:55.892	36.892	47.950	46.334	64	2:11.176	SOMBSTAY David
1329	860	11h16:03.971	36.344	47.156	44.579	65	2:08.079	SOMBSTAY David
1345	860	11h18:11.153	35.782	46.541	44.859	66	2:07.182	SOMBSTAY David
1363	860	11h20:21.038	36.938	47.604	45.343	67	2:09.885	SOMBSTAY David
1380	860	11h22:29.905	36.604	47.059	45.204	68	2:08.867	SOMBSTAY David
1397	860	11h24:38.968	36.908	47.319	44.836	69	2:09.063	SOMBSTAY David
1413	860	11h26:49.230	36.716	48.477	45.069	70	2:10.262	SOMBSTAY David
1432	860	11h29:00.424	37.319	48.306	45.569	71	2:11.194	SOMBSTAY David
1435		3h01:54.651						FINISH
1450	860	11h31:10.503	37.167	47.656	45.256	72	2:10.079	SOMBSTAY David



DIJON-PRENOIS

Seq	Num	Heure	Secteur 1	Secteur 2	Secteur 3	Tour	Temps	Pilote
866 TDC37.COM								
26	866	[DRIVER] 3h47:44.990						GRENIER Florentin
27	866	[OUT] 8h19:35.606						
42 START								
43 1.938 YELLOW FLAG								
55	866	8h26:41.753	46.418	51.660	5:28.069			GRENIER Florentin
73	866	8h29:59.245	1:03.525	1:03.370	1:10.597	1	3:17.492	GRENIER Florentin
91	866	8h32:37.494	51.676	54.807	51.766	2	2:38.249	GRENIER Florentin
96 5:22.184 START								
109	866	8h34:46.311	37.915	46.585	44.317	3	2:08.817	GRENIER Florentin
124	866	8h36:50.795	35.368	45.398	43.718	4	2:04.484	GRENIER Florentin
130		10:32.094						CODE 60
131		10:51.608						CODE 60
137	866	[IN] 8h39:40.143	36.261	58.883	1:14.204	4		
149 14:26.197 START								
165	866	[DRIVER] 4h11:22.616				4		DOUCET Julien
166	866	[OUT] 8h43:12.999				5	3:32.856	DOUCET Julien
186	866	8h45:27.527	41.524	47.224	45.780	6		DOUCET Julien
203	866	8h47:40.597	34.889	52.418	45.763	7	2:13.070	DOUCET Julien
220	866	8h49:48.666	36.494	45.794	45.781	8	2:08.069	DOUCET Julien
236	866	8h51:56.283	35.963	46.084	45.570	9	2:07.617	DOUCET Julien
254	866	8h54:05.332	34.594	48.804	45.651	10	2:09.049	DOUCET Julien
272	866	8h56:12.663	36.430	46.818	44.083	11	2:07.331	DOUCET Julien
282		30:15.922						CODE 60
285		30:31.309						CODE 60
290	866	[IN] 8h58:46.172	36.227	46.862	1:10.420	11		
302 33:01.203 START								
315	866	[OUT] 9h02:20.535				12	3:34.363	DOUCET Mathieu
339	866	9h04:42.009	45.029	48.689	47.756	13		DOUCET Mathieu
358	866	9h06:52.194	36.939	46.732	46.514	14	2:10.185	DOUCET Mathieu
375	866	9h09:03.310	38.536	47.027	45.553	15	2:11.116	DOUCET Mathieu
393	866	9h11:10.705	36.441	45.673	45.281	16	2:07.395	DOUCET Mathieu
408	866	9h13:20.189	35.871	47.379	46.234	17	2:09.484	DOUCET Mathieu
426	866	9h15:29.359	37.063	46.186	45.921	18	2:09.170	DOUCET Mathieu
443	866	9h17:39.680	36.026	47.707	46.588	19	2:10.321	DOUCET Mathieu
461	866	9h19:50.625	36.069	47.856	47.020	20	2:10.945	DOUCET Mathieu
478	866	9h22:01.819	36.903	47.149	47.142	21	2:11.194	DOUCET Mathieu
496	866	9h24:13.865	36.686	48.725	46.635	22	2:12.046	DOUCET Mathieu
512	866	9h26:25.608	37.155	47.713	46.875	23	2:11.743	DOUCET Mathieu
531	866	9h28:36.940	36.689	47.797	46.846	24	2:11.332	DOUCET Mathieu
544		1h02:50.103						CODE 60
549		1h03:04.533						CODE 60
551	866	[IN] 9h31:09.087	37.318	48.525	1:06.304	24		
558 1h05:03.946 START								
572	866	[DRIVER] 5h02:51.325				24		DOUCET Mathieu
573	866	[OUT] 9h34:41.332				25	3:32.245	DOUCET Mathieu
594	866	9h37:00.273	42.823	48.715	47.403	26		DOUCET Mathieu
611	866	9h39:08.734	35.851	46.360	46.250	27	2:08.461	DOUCET Mathieu

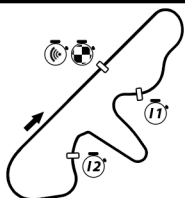
3,800 Km



DIJON-PRENOIS

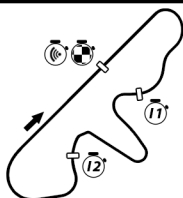
Seq	Num	Heure	Secteur 1	Secteur 2	Secteur 3	Tour	Temps	Pilote
630	866	9h41:14.240	35.623	45.323	44.560	28	2:05.506	DOUCET Mathieu
645	866	9h43:18.674	34.335	45.122	44.977	29	2:04.434	DOUCET Mathieu
660	866	9h45:25.137	34.186	47.333	44.944	30	2:06.463	DOUCET Mathieu
674	866	9h47:29.621	34.206	45.650	44.628	31	2:04.484	DOUCET Mathieu
690	866	9h49:34.404	34.669	45.469	44.645	32	2:04.783	DOUCET Mathieu
710	866	9h51:42.314	35.609	46.314	45.987	33	2:07.910	DOUCET Mathieu
727	866	9h53:48.588	35.661	45.510	45.103	34	2:06.274	DOUCET Mathieu
742	866	9h55:56.114	35.460	45.651	46.415	35	2:07.526	DOUCET Mathieu
756	866	9h58:02.810	35.160	45.587	45.949	36	2:06.696	DOUCET Mathieu
768	866	10h00:11.783	35.209	46.024	47.740	37	2:08.973	DOUCET Mathieu
779	866	10h02:19.707	34.541	46.089	47.294	38	2:07.924	DOUCET Mathieu
795		1h36:45.126						CODE 60
798		1h37:00.816						CODE 60
799	866	10h04:50.171	35.002	46.001	1:09.461	39	2:30.464	DOUCET Mathieu
811		1h39:40.079						START
817	866	10h07:59.830	1:10.828	1:09.418	49.413	40	3:09.659	DOUCET Mathieu
834	866	[IN] 10h10:12.431	36.894	48.764	46.943	40		
883	866	[DRIVER] 4h35:20.569				40		DOUCET Julien
884	866	[OUT] 10h18:45.212				41	8:32.781	DOUCET Julien
900	866	10h21:07.273	43.676	50.336	48.049	42		DOUCET Julien
921	866	10h23:20.624	36.740	48.572	48.039	43	2:13.351	DOUCET Julien
938	866	10h25:35.792	38.883	48.696	47.589	44	2:15.168	DOUCET Julien
957	866	10h27:51.734	37.286	49.978	48.678	45	2:15.942	DOUCET Julien
973	866	10h30:06.663	36.739	48.851	49.339	46	2:14.929	DOUCET Julien
988	866	10h32:20.683	37.532	49.235	47.253	47	2:14.020	DOUCET Julien
1004	866	10h34:32.113	35.747	46.875	48.808	48	2:11.430	DOUCET Julien
1021	866	10h36:46.002	36.839	47.977	49.073	49	2:13.889	DOUCET Julien
1039	866	10h38:58.685	35.801	47.839	49.043	50	2:12.683	DOUCET Julien
1055	866	10h41:08.826	34.927	47.495	47.719	51	2:10.141	DOUCET Julien
1072	866	10h43:18.999	35.273	47.113	47.787	52	2:10.173	DOUCET Julien
1089	866	10h45:35.218	34.836	47.207	54.176	53	2:16.219	DOUCET Julien
1092		2h18:29.511						CODE 60
1095		2h18:45.006						CODE 60
1110	866	10h48:55.288	46.343	1:05.316	1:28.411	54	3:20.070	DOUCET Julien
1113		2h22:08.474						START
1127	866	10h51:24.944	55.847	46.551	47.258	55	2:29.656	DOUCET Julien
1148	866	10h53:41.068	43.789	46.709	45.626	56	2:16.124	DOUCET Julien
1168	866	10h56:16.170	1:03.891	45.916	45.295	57	2:35.102	DOUCET Julien
1181		2h30:24.912						CODE 60
1182		2h30:39.895						CODE 60
1186	866	10h59:04.212	38.579	47.781	1:21.682	58	2:48.042	DOUCET Julien
1191		2h32:19.101						START
1205	866	11h01:29.359	53.171	46.627	45.349	59	2:25.147	DOUCET Julien
1226	866	11h03:35.808	34.643	46.383	45.423	60	2:06.449	DOUCET Julien
1243	866	11h05:40.824	35.093	45.245	44.678	61	2:05.016	DOUCET Julien
1261	866	11h07:46.385	34.037	47.370	44.154	62	2:05.561	DOUCET Julien
1276	866	11h09:49.975	33.889	45.416	44.285	63	2:03.590	DOUCET Julien
1295	866	11h11:55.221	35.062	46.031	44.153	64	2:05.246	DOUCET Julien

3,800 Km



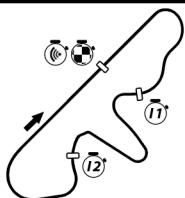
DIJON-PRENOIS

Seq	Num	Heure	Secteur 1	Secteur 2	Secteur 3	Tour	Temps	Pilote
1309	866	11h13:59.959	33.904	45.510	45.324	65	2:04.738	DOUCET Julien
1330	866	11h16:04.474	33.979	46.438	44.098	66	2:04.515	DOUCET Julien
1344	866	[IN] 11h18:09.690	36.212	46.522	42.482	66		
1374	866	[DRIVER] 5h38:18.914				66		DOUCET Mathieu
1375	866	[OUT] 11h21:43.177				67	3:33.487	DOUCET Mathieu
1395	866	11h24:03.620	43.727	48.792	47.924	68		DOUCET Mathieu
1412	866	11h26:15.931	37.057	48.409	46.845	69	2:12.311	DOUCET Mathieu
1431	866	11h28:29.810	37.423	48.553	47.903	70	2:13.879	DOUCET Mathieu
1435		3h01:54.651						FINISH
1449	866	11h30:44.768	37.615	48.702	48.641	71	2:14.958	DOUCET Mathieu



Seq	Num	Heure	Secteur 1	Secteur 2	Secteur 3	Tour	Temps	Pilote	
879 GM.SPORT									
6	879	[OUT] 8h16:31.567						DEROSSI Bruno Felix	
42								START	
43								1.938	YELLOW FLAG
44	879	8h26:33.375	58.194	55.517	8:08.097			DEROSSI Bruno Felix	
62	879	8h29:55.247	1:06.485	1:03.713	1:11.674	1	3:21.872	DEROSSI Bruno Felix	
80	879	[IN] 8h32:30.103	50.641	54.272	49.943	1			
96								5:22.184	START
114	879	[OUT] 8h36:01.991				2	3:31.888	JOUVENOT Raphael	
130								10:32.094	CODE 60
131								10:51.608	CODE 60
132	879	8h38:15.628	40.581	48.278	44.778	3		JOUVENOT Raphael	
149								14:26.197	START
150	879	8h41:49.730	55.326	1:06.931	1:31.845	4	3:34.102	JOUVENOT Raphael	
172	879	8h44:01.875	41.519	46.607	44.019	5	2:12.145	JOUVENOT Raphael	
189	879	8h46:06.725	36.364	45.739	42.747	6	2:04.850	JOUVENOT Raphael	
206	879	8h48:17.893	35.397	51.574	44.197	7	2:11.168	JOUVENOT Raphael	
223	879	8h50:24.093	36.454	46.721	43.025	8	2:06.200	JOUVENOT Raphael	
240	879	8h52:28.905	35.128	46.313	43.371	9	2:04.812	JOUVENOT Raphael	
258	879	8h54:34.254	35.270	46.877	43.202	10	2:05.349	JOUVENOT Raphael	
275	879	8h56:39.812	35.290	46.435	43.833	11	2:05.558	JOUVENOT Raphael	
282								30:15.922	CODE 60
285								30:31.309	CODE 60
295	879	8h59:32.869	35.241	46.982	1:30.834	12	2:53.057	JOUVENOT Raphael	
302								33:01.203	START
313	879	9h02:12.972	1:05.987	49.775	44.341	13	2:40.103	JOUVENOT Raphael	
331	879	9h04:21.167	36.047	47.617	44.531	14	2:08.195	JOUVENOT Raphael	
352	879	9h06:30.789	37.666	47.448	44.508	15	2:09.622	JOUVENOT Raphael	
369	879	9h08:38.062	36.186	46.808	44.279	16	2:07.273	JOUVENOT Raphael	
386	879	9h10:45.508	36.103	47.223	44.120	17	2:07.446	JOUVENOT Raphael	
406	879	9h13:17.771	36.295	1:10.374	45.594	18	2:32.263	JOUVENOT Raphael	
425	879	9h15:25.813	35.962	47.262	44.818	19	2:08.042	JOUVENOT Raphael	
442	879	9h17:33.888	36.694	47.055	44.326	20	2:08.075	JOUVENOT Raphael	
459	879	9h19:41.241	36.074	46.727	44.552	21	2:07.353	JOUVENOT Raphael	
476	879	9h21:51.554	36.431	48.323	45.559	22	2:10.313	JOUVENOT Raphael	
494	879	[IN] 9h24:00.416	36.365	48.286	44.211	22			
524	879	[DRIVER] 4h55:46.431				22		DEROSSI Bruno Felix	
525	879	[OUT] 9h27:36.465				23	3:36.049	DEROSSI Bruno Felix	
542	879	9h29:56.586	44.508	49.092	46.521	24		DEROSSI Bruno Felix	
544								1h02:50.103	CODE 60
549								1h03:04.533	CODE 60
558								1h05:03.946	START
561	879	9h32:55.328	51.963	1:07.895	58.884	25	2:58.742	DEROSSI Bruno Felix	
576	879	9h35:09.874	38.128	48.508	47.910	26	2:14.546	DEROSSI Bruno Felix	
597	879	9h37:25.798	39.135	48.962	47.827	27	2:15.924	DEROSSI Bruno Felix	
615	879	9h39:48.075	41.481	51.411	49.385	28	2:22.277	DEROSSI Bruno Felix	
638	879	9h42:07.094	39.597	51.818	47.604	29	2:19.019	DEROSSI Bruno Felix	
654	879	9h44:19.763	38.019	47.950	46.700	30	2:12.669	DEROSSI Bruno Felix	

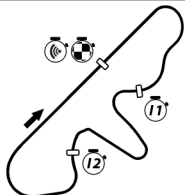
3,800 Km



DIJON-PRENOIS

Seq	Num	Heure	Secteur 1	Secteur 2	Secteur 3	Tour	Temps	Pilote
668	879	9h46:29.356	36.744	47.588	45.261	31	2:09.593	DEROSSI Bruno Felix
684	879	9h48:44.829	36.763	49.737	48.973	32	2:15.473	DEROSSI Bruno Felix
702	879	9h50:57.901	38.463	48.894	45.715	33	2:13.072	DEROSSI Bruno Felix
719	879	9h53:11.245	38.524	48.367	46.453	34	2:13.344	DEROSSI Bruno Felix
737	879	9h55:25.078	36.846	48.704	48.283	35	2:13.833	DEROSSI Bruno Felix
751	879	9h57:37.144	36.914	48.132	47.020	36	2:12.066	DEROSSI Bruno Felix
764	879	9h59:47.788	36.881	47.709	46.054	37	2:10.644	DEROSSI Bruno Felix
776	879	10h01:58.482	36.801	48.443	45.450	38	2:10.694	DEROSSI Bruno Felix
795		1h36:45.126						CODE 60
797	879	10h04:07.572	35.483	47.769	45.838	39	2:09.090	DEROSSI Bruno Felix
798		1h37:00.816						CODE 60
811		1h39:40.079						START
813	879	[IN] 10h07:26.763	1:08.816	1:05.026	1:05.349	39		
866	879	[OUT] 10h15:59.956				40	8:33.193	JOUVENOT Raphael
881	879	10h18:27.277	45.401	52.242	49.678	41		JOUVENOT Raphael
897	879	10h20:43.128	39.038	49.751	47.062	42	2:15.851	JOUVENOT Raphael
917	879	10h22:58.180	37.764	49.481	47.807	43	2:15.052	JOUVENOT Raphael
935	879	10h25:12.058	38.021	49.728	46.129	44	2:13.878	JOUVENOT Raphael
952	879	10h27:24.659	37.886	48.376	46.339	45	2:12.601	JOUVENOT Raphael
969	879	10h29:42.333	37.116	51.192	49.366	46	2:17.674	JOUVENOT Raphael
985	879	10h31:59.100	38.804	48.783	49.180	47	2:16.767	JOUVENOT Raphael
1002	879	10h34:13.672	36.954	48.569	49.049	48	2:14.572	JOUVENOT Raphael
1020	879	10h36:30.793	38.284	50.839	47.998	49	2:17.121	JOUVENOT Raphael
1038	879	10h38:46.149	38.278	48.626	48.452	50	2:15.356	JOUVENOT Raphael
1054	879	10h40:59.125	37.219	48.521	47.236	51	2:12.976	JOUVENOT Raphael
1071	879	[IN] 10h43:10.106	37.397	48.670	44.914	51		
1092		2h18:29.511						CODE 60
1095		2h18:45.006						CODE 60
1101	879	[DRIVER] 6h14:56.630				51		DEROSSI Bruno Felix
1102	879	[OUT] 10h46:46.126				52	3:36.020	DEROSSI Bruno Felix
1113		2h22:08.474						START
1121	879	10h50:04.703	1:07.809	1:12.779	57.989	53		DEROSSI Bruno Felix
1140	879	10h52:21.818	37.753	49.574	49.788	54	2:17.115	DEROSSI Bruno Felix
1156	879	10h54:36.567	38.615	48.130	48.004	55	2:14.749	DEROSSI Bruno Felix
1174	879	10h56:48.897	36.664	49.402	46.264	56	2:12.330	DEROSSI Bruno Felix
1181		2h30:24.912						CODE 60
1182		2h30:39.895						CODE 60
1191		2h32:19.101						START
1192	879	10h59:45.379	35.908	51.139	1:29.435	57	2:56.482	DEROSSI Bruno Felix
1208	879	11h01:57.706	38.836	47.815	45.676	58	2:12.327	DEROSSI Bruno Felix
1229	879	11h04:08.823	36.544	48.407	46.166	59	2:11.117	DEROSSI Bruno Felix
1248	879	11h06:18.614	36.364	47.809	45.618	60	2:09.791	DEROSSI Bruno Felix
1265	879	11h08:28.941	36.357	47.911	46.059	61	2:10.327	DEROSSI Bruno Felix
1279	879	11h10:39.493	36.952	48.099	45.501	62	2:10.552	DEROSSI Bruno Felix
1302	879	11h12:50.928	37.061	48.721	45.653	63	2:11.435	DEROSSI Bruno Felix
1319	879	[IN] 11h15:00.375	36.779	47.715	44.953	63		
1348	879	[OUT] 11h18:36.040				64	3:35.665	JOUVENOT Raphael
1366	879	11h20:52.783	41.659	48.331	46.753	65		JOUVENOT Raphael

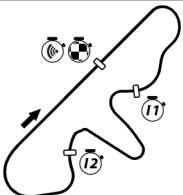
3,800 Km



DIJON-PRENOIS

Seq	Num	Heure	Secteur 1	Secteur 2	Secteur 3	Tour	Temps	Pilote
1385	879	11h23:05.108	37.562	48.467	46.296	66	2:12.325	JOUVENOT Raphael
1402	879	11h25:16.350	36.621	48.505	46.116	67	2:11.242	JOUVENOT Raphael
1419	879	11h27:28.948	37.585	48.553	46.460	68	2:12.598	JOUVENOT Raphael
1435		3h01:54.651						FINISH
1439	879	11h29:41.316	37.454	48.601	46.313	69	2:12.368	JOUVENOT Raphael

3,800 Km



DIJON-PRENOIS



PEUGEOT SPORT
— LES RENCONTRES —

RENCONTRES PEUGEOT SPORT
DIJON-PRENOIS
TROPHEE ENDURANCE PEUGEOT
Course
Historique

Seq	Num	Heure	Secteur 1	Secteur 2	Secteur 3	Tour	Temps Pilote
1001 SC							
3	1001			35.251	1:10.476		
4	1001	[OUT]					
5	1001	[IN]					
42							START
43		1.938					YELLOW FLAG
61	1001	2:32.129	11:21.473	1:04.276	1:10.452		
79	1001	[IN] 5:02.473	51.602	53.738	45.004		
96		5:22.184					START
130		10:32.094					CODE 60
131		10:51.608					CODE 60
147	1001	[OUT] 13:01.013				1	7:58.540
149		14:26.197					START
282		30:15.922					CODE 60
285		30:31.309					CODE 60
302		33:01.203					START
544		1h02:50.103					CODE 60
549		1h03:04.533					CODE 60
558		1h05:03.946					START
795		1h36:45.126					CODE 60
798		1h37:00.816					CODE 60
811		1h39:40.079					START
1092		2h18:29.511					CODE 60
1095		2h18:45.006					CODE 60
1113		2h22:08.474					START
1181		2h30:24.912					CODE 60
1182		2h30:39.895					CODE 60
1191		2h32:19.101					START
1435		3h01:54.651					FINISH
1469	1001	[OUT] 3h08:50.903				2	

