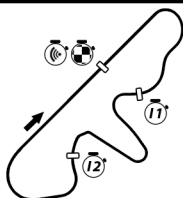


3,800 Km



DIJON-PRENOIS



PEUGEOT SPORT
LES RENCONTRES-

RENCONTRES PEUGEOT SPORT

DIJON-PRENOIS

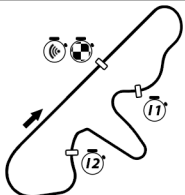
208 RACING CUP

Course 3

Historique

Seq	Num	Heure Chrono	Heure	Secteur 1	Secteur 2	Secteur 3	Tour	Temps
1 ROPARS RACING TEAM								
1		15h32:32.083000						START
5	1	15h32:35.830000	3.747					
40		15h33:21.051000	48.968					YELLOW FLAG
44	1	15h35:16.803000	2:44.720	34.039	50.681	1:16.253	1	2:40.973
78	1	15h38:35.564000	6:03.481	1:07.181	1:00.679	1:10.901	2	3:18.761
110	1	15h41:57.684000	9:25.601	1:05.895	1:01.426	1:14.799	3	3:22.120
142	1	15h45:14.641000	12:42.558	1:03.719	59.206	1:14.032	4	3:16.957
172		15h47:55.728000	15:23.645					START
176	1	15h47:58.903000	15:26.820	56.289	48.968	59.005	5	2:44.262
208	1	15h49:43.580000	17:11.497	30.354	36.947	37.376	6	1:44.677
240	1	15h51:26.815000	18:54.732	28.881	36.954	37.400	7	1:43.235
272	1	15h53:10.260000	20:38.177	28.786	36.951	37.708	8	1:43.445
304	1	15h54:53.688000	22:21.605	28.869	37.143	37.416	9	1:43.428
334	1	15h56:37.036000	24:04.953	28.730	37.115	37.503	10	1:43.348
363		15h58:11.277000	25:39.194					FINISH
367	1	15h58:21.877000	25:49.794	29.064	37.728	38.049	11	1:44.841

3,800 Km



DIJON-PRENOIS

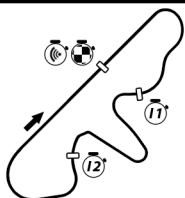

PEUGEOT SPORT
 LES RENCONTRES -

 RENCONTRES PEUGEOT SPORT
 DIJON-PRENOIS
 208 RACING CUP
 Course 3
 Historique

Seq	Num	Heure Chrono	Heure	Secteur 1	Secteur 2	Secteur 3	Tour	Temps
3 NEW TEAM COMPETITION								
1		15h32:32.083000						START
6	3	15h32:36.464000	4.381					
40		15h33:21.051000	48.968					YELLOW FLAG
45	3	15h35:17.367000	2:45.284	33.676	51.093	1:16.134	1	2:40.903
79	3	15h38:35.986000	6:03.903	1:08.205	1:00.109	1:10.305	2	3:18.619
111	3	15h41:58.526000	9:26.443	1:06.372	1:01.546	1:14.622	3	3:22.540
143	3	15h45:15.215000	12:43.132	1:03.859	59.233	1:13.597	4	3:16.689
172		15h47:55.728000	15:23.645					START
177	3	15h47:59.301000	15:27.218	56.665	48.514	58.907	5	2:44.086
209	3	15h49:43.966000	17:11.883	30.290	36.859	37.516	6	1:44.665
241	3	15h51:27.309000	18:55.226	28.715	37.030	37.598	7	1:43.343
273	3	15h53:10.365000	20:38.282	28.695	36.812	37.549	8	1:43.056
303	3	15h54:53.534000	22:21.451	28.497	37.220	37.452	9	1:43.169
335	3	15h56:37.237000	24:05.154	29.182	37.114	37.407	10	1:43.703
363		15h58:11.277000	25:39.194					FINISH
368	3	15h58:21.987000	25:49.904	29.045	37.705	38.000	11	1:44.750



3,800 Km



DIJON-PRENOIS



PEUGEOT SPORT

LES RENCONTRES-

RENCONTRES PEUGEOT SPORT

DIJON-PRENOIS

208 RACING CUP

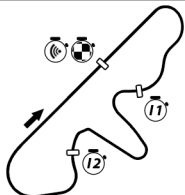
Course 3

Historique

Seq	Num	Heure Chrono	Heure	Secteur 1	Secteur 2	Secteur 3	Tour	Temps
4 ACTEMIUM BY GPA								
1		15h32:32.083000						START
4	4	15h32:35.672000	3.589					
40		15h33:21.051000	48.968					YELLOW FLAG
43	4	15h35:16.204000	2:44.121	33.909	50.287	1:16.336	1	2:40.532
77	4	15h38:34.965000	6:02.882	1:06.637	1:00.998	1:11.126	2	3:18.761
109	4	15h41:56.960000	9:24.877	1:05.082	1:01.898	1:15.015	3	3:21.995
141	4	15h45:13.951000	12:41.868	1:03.311	59.576	1:14.104	4	3:16.991
172		15h47:55.728000	15:23.645					START
175	4	15h47:58.574000	15:26.491	56.236	49.371	59.016	5	2:44.623
207	4	15h49:43.503000	17:11.420	30.309	36.988	37.632	6	1:44.929
239	4	15h51:26.395000	18:54.312	28.719	36.790	37.383	7	1:42.892
271	4	15h53:09.700000	20:37.617	28.790	37.036	37.479	8	1:43.305
302	4	15h54:52.856000	22:20.773	28.761	37.009	37.386	9	1:43.156
333	4	15h56:36.240000	24:04.157	28.835	37.009	37.540	10	1:43.384
363		15h58:11.277000	25:39.194					FINISH
366	4	15h58:19.419000	25:47.336	28.731	36.986	37.462	11	1:43.179



3,800 Km



DIJON-PRENOIS



PEUGEOT SPORT

LES RENCONTRES-

RENCONTRES PEUGEOT SPORT

DIJON-PRENOIS

208 RACING CUP

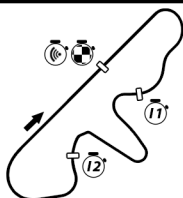
Course 3

Historique

Seq	Num	Heure Chrono	Heure	Secteur 1	Secteur 2	Secteur 3	Tour	Temps
5 ROPARS RACING TEAM								
1		15h32:32.083000						START
26	5	15h32:40.706000	8.623					
40		15h33:21.051000	48.968					YELLOW FLAG
48	5	15h35:20.996000	[IN] 2:48.913	40.403	58.021	1:01.866	1	
172		15h47:55.728000	15:23.645					START
363		15h58:11.277000	25:39.194					FINISH



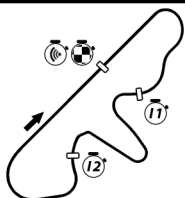
3,800 Km



DIJON-PRENOIS

Seq	Num	Heure Chrono	Heure	Secteur 1	Secteur 2	Secteur 3	Tour	Temps
6 GPA RACING								
1		15h32:32.083000						START
2	6	15h32:34.997000	2.914					
40		15h33:21.051000	48.968					YELLOW FLAG
41	6	15h35:13.782000	2:41.699	33.962	48.987	1:15.836	1	2:38.785
75	6	15h38:33.201000	6:01.118	1:06.521	1:01.292	1:11.606	2	3:19.419
107	6	15h41:55.309000	9:23.226	1:04.340	1:02.705	1:15.063	3	3:22.108
139	6	15h45:12.271000	12:40.188	1:02.550	59.251	1:15.161	4	3:16.962
172		15h47:55.728000	15:23.645					START
173	6	15h47:58.104000	15:26.021	56.118	49.639	1:00.076	5	2:45.833
206	6	15h49:42.925000	17:10.842	30.254	37.054	37.513	6	1:44.821
238	6	15h51:26.141000	18:54.058	28.838	36.776	37.602	7	1:43.216
270	6	15h53:09.428000	20:37.345	28.756	36.874	37.657	8	1:43.287
301	6	15h54:52.766000	22:20.683	28.773	36.865	37.700	9	1:43.338
332	6	15h56:35.914000	24:03.831	28.633	36.799	37.716	10	1:43.148
363		15h58:11.277000	25:39.194					FINISH
365	6	15h58:19.254000	25:47.171	28.790	36.812	37.738	11	1:43.340

3,800 Km



DIJON-PRENOIS



PEUGEOT SPORT

LES RENCONTRES-

RENCONTRES PEUGEOT SPORT

DIJON-PRENOIS

208 RACING CUP

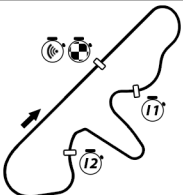
Course 3

Historique

Seq	Num	Heure Chrono	Heure	Secteur 1	Secteur 2	Secteur 3	Tour	Temps
7 GEDIRACING								
1		15h32:32.083000						START
15	7	15h32:38.260000	6.177					
40		15h33:21.051000	48.968					YELLOW FLAG
53	7	15h35:23.973000	2:51.890	34.335	53.893	1:17.485	1	2:45.713
86	7	15h38:42.741000	6:10.658	1:09.292	57.967	1:11.509	2	3:18.768
118	7	15h42:05.489000	9:33.406	1:07.164	1:00.207	1:15.377	3	3:22.748
150	7	15h45:21.116000	12:49.033	1:05.155	58.769	1:11.703	4	3:15.627
172		15h47:55.728000	15:23.645					START
184	7	15h48:01.615000	15:29.532	58.827	44.799	56.873	5	2:40.499
215	7	15h49:47.593000	17:15.510	31.268	36.985	37.725	6	1:45.978
247	7	15h51:31.501000	18:59.418	29.054	37.142	37.712	7	1:43.908
279	7	15h53:15.631000	20:43.548	29.034	37.215	37.881	8	1:44.130
310	7	15h54:59.911000	22:27.828	29.211	37.309	37.760	9	1:44.280
341	7	15h56:44.554000	24:12.471	29.154	37.354	38.135	10	1:44.643
363		15h58:11.277000	25:39.194					FINISH
375	7	15h58:29.716000	25:57.633	29.756	37.600	37.806	11	1:45.162



3,800 Km



DIJON-PRENOIS

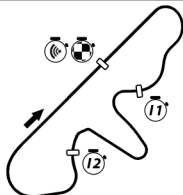

PEUGEOT SPORT
 LES RENCONTRES -

 RENCONTRES PEUGEOT SPORT
 DIJON-PRENOIS
 208 RACING CUP
 Course 3
 Historique

Seq	Num	Heure Chrono	Heure	Secteur 1	Secteur 2	Secteur 3	Tour	Temps
10 NIEVRE ACHEMINEMENT								
1		15h32:32.083000						START
33	10	15h32:41.541000	9.458					
40		15h33:21.051000	48.968					YELLOW FLAG
72	10	15h35:42.011000	3:09.928	49.322	54.312	1:16.836	1	3:00.470
104	10	15h39:00.458000	6:28.375	1:20.421	45.380	1:12.646	2	3:18.447
136	10	15h42:25.021000	9:52.938	1:11.337	57.111	1:16.115	3	3:24.563
168	10	15h45:40.968000	13:08.885	1:06.816	56.445	1:12.686	4	3:15.947
172		15h47:55.728000	15:23.645					START
202	10	15h48:11.921000	15:39.838	54.956	43.109	52.888	5	2:30.953
233	10	15h50:00.035000	17:27.952	31.398	38.438	38.278	6	1:48.114
266	10	15h51:46.524000	19:14.441	30.338	37.642	38.509	7	1:46.489
297	10	15h53:31.913000	20:59.830	29.611	37.658	38.120	8	1:45.389
328	10	15h55:17.528000	22:45.445	29.735	37.542	38.338	9	1:45.615
359	10	15h57:03.603000	24:31.520	29.676	38.116	38.283	10	1:46.075
363		15h58:11.277000	25:39.194					FINISH
392	10	15h58:48.485000	26:16.402	29.487	37.464	37.931	11	1:44.882



3,800 Km



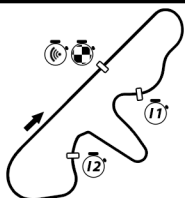
DIJON-PRENOIS

Seq	Num	Heure Chrono	Heure	Secteur 1	Secteur 2	Secteur 3	Tour	Temps
-----	-----	--------------	-------	-----------	-----------	-----------	------	-------

11 JSB COMPETITION

1		15h32:32.083000						START
20	11	15h32:39.457000	7.374					
40		15h33:21.051000	48.968					YELLOW FLAG
171	11	15h46:43.265000	[IN] 14:11.182	11:59.163	46.496	1:18.149	1	
172		15h47:55.728000	15:23.645					START
363		15h58:11.277000	25:39.194					FINISH

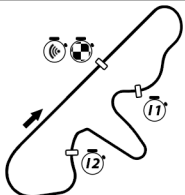
3,800 Km



DIJON-PRENOIS

Seq	Num	Heure Chrono	Heure	Secteur 1	Secteur 2	Secteur 3	Tour	Temps
12 REVEL BY RV								
1		15h32:32.083000						START
11	12	15h32:37.628000	5.545					
40		15h33:21.051000	48.968					YELLOW FLAG
52	12	15h35:23.276000	2:51.193	34.594	53.526	1:17.528	1	2:45.648
85	12	15h38:42.015000	6:09.932	1:08.454	58.803	1:11.482	2	3:18.739
117	12	15h42:04.886000	9:32.803	1:07.274	59.803	1:15.794	3	3:22.871
149	12	15h45:20.695000	12:48.612	1:04.985	59.011	1:11.813	4	3:15.809
172		15h47:55.728000	15:23.645					START
183	12	15h48:01.664000	15:29.581	58.710	44.689	57.570	5	2:40.969
216	12	15h49:48.313000	17:16.230	31.766	37.387	37.496	6	1:46.649
249	12	15h51:34.024000	19:01.941	29.543	38.053	38.115	7	1:45.711
282	12	15h53:19.082000	20:46.999	29.685	37.484	37.889	8	1:45.058
313	12	15h55:04.245000	22:32.162	29.318	37.823	38.022	9	1:45.163
344	12	15h56:48.900000	24:16.817	29.160	37.584	37.911	10	1:44.655
363		15h58:11.277000	25:39.194					FINISH
377	12	15h58:33.795000	26:01.712	29.281	37.497	38.117	11	1:44.895

3,800 Km



DIJON-PRENOIS



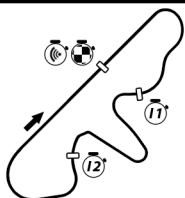
PEUGEOT SPORT
LES RENCONTRES-

RENCONTRES PEUGEOT SPORT
DIJON-PRENOIS
208 RACING CUP
Course 3
Historique

Seq	Num	Heure Chrono	Heure	Secteur 1	Secteur 2	Secteur 3	Tour	Temps
14 GPA RACING								
1		15h32:32.083000						START
13	14	15h32:37.890000	5.807					
40		15h33:21.051000	48.968					YELLOW FLAG
50	14	15h35:21.945000	2:49.862	33.764	52.765	1:17.526	1	2:44.055
83	14	15h38:40.677000	6:08.594	1:07.983	58.902	1:11.847	2	3:18.732
115	14	15h42:03.042000	9:30.959	1:06.861	59.546	1:15.958	3	3:22.365
147	14	15h45:18.620000	12:46.537	1:03.823	58.668	1:13.087	4	3:15.578
172		15h47:55.728000	15:23.645					START
181	14	15h48:00.374000	15:28.291	57.917	45.498	58.339	5	2:41.754
213	14	15h49:46.696000	17:14.613	31.323	37.228	37.771	6	1:46.322
246	14	15h51:30.951000	18:58.868	29.276	37.189	37.790	7	1:44.255
278	14	15h53:15.207000	20:43.124	29.167	37.186	37.903	8	1:44.256
309	14	15h54:59.692000	22:27.609	29.158	37.330	37.997	9	1:44.485
340	14	15h56:44.614000	24:12.531	29.708	37.382	37.832	10	1:44.922
363		15h58:11.277000	25:39.194					FINISH
373	14	15h58:29.279000	25:57.196	29.197	37.322	38.146	11	1:44.665



3,800 Km



DIJON-PRENOIS



PEUGEOT SPORT

LES RENCONTRES-

RENCONTRES PEUGEOT SPORT

DIJON-PRENOIS

208 RACING CUP

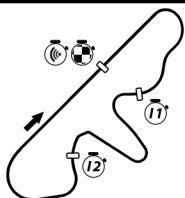
Course 3

Historique

Seq	Num	Heure Chrono	Heure	Secteur 1	Secteur 2	Secteur 3	Tour	Temps
16 CDRS								
1		15h32:32.083000						START
29	16	15h32:40.869000	8.786					
40		15h33:21.051000	48.968					YELLOW FLAG
61	16	15h35:30.900000	2:58.817	35.980	57.467	1:16.584	1	2:50.031
94	16	15h38:49.238000	6:17.155	1:13.864	52.833	1:11.641	2	3:18.338
126	16	15h42:12.815000	9:40.732	1:09.335	59.190	1:15.052	3	3:23.577
158	16	15h45:29.869000	12:57.786	1:05.975	58.921	1:12.158	4	3:17.054
172		15h47:55.728000	15:23.645					START
192	16	15h48:04.896000	15:32.813	56.600	44.440	53.987	5	2:35.027
224	16	15h49:52.427000	17:20.344	31.636	38.071	37.824	6	1:47.531
256	16	15h51:37.058000	19:04.975	29.138	37.571	37.922	7	1:44.631
288	16	15h53:22.590000	20:50.507	30.053	37.819	37.660	8	1:45.532
319	16	15h55:08.339000	22:36.256	29.205	38.598	37.946	9	1:45.749
351	16	15h56:53.843000	24:21.760	29.612	38.091	37.801	10	1:45.504
363		15h58:11.277000	25:39.194					FINISH
384	16	15h58:38.617000	26:06.534	29.166	37.845	37.763	11	1:44.774



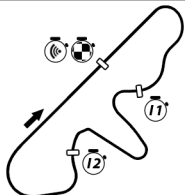
3,800 Km



DIJON-PRENOIS

Seq	Num	Heure Chrono	Heure	Secteur 1	Secteur 2	Secteur 3	Tour	Temps
17 BOREAU TEAM SPORT								
1		15h32:32.083000						START
12	17	15h32:37.727000	5.644					
40		15h33:21.051000	48.968					YELLOW FLAG
49	17	15h35:21.290000	2:49.207	33.318	52.627	1:17.618	1	2:43.563
82	17	15h38:39.964000	6:07.881	1:07.681	59.326	1:11.667	2	3:18.674
114	17	15h42:02.041000	9:29.958	1:06.684	59.838	1:15.555	3	3:22.077
146	17	15h45:17.762000	12:45.679	1:03.854	58.871	1:12.996	4	3:15.721
172		15h47:55.728000	15:23.645					START
180	17	15h47:59.973000	15:27.890	57.384	46.448	58.379	5	2:42.211
211	17	15h49:44.852000	17:12.769	30.647	36.855	37.377	6	1:44.879
243	17	15h51:28.025000	18:55.942	28.646	37.019	37.508	7	1:43.173
275	17	15h53:11.048000	20:38.965	28.596	37.008	37.419	8	1:43.023
306	17	15h54:54.170000	22:22.087	28.738	37.097	37.287	9	1:43.122
337	17	15h56:37.881000	24:05.798	28.988	37.303	37.420	10	1:43.711
363		15h58:11.277000	25:39.194					FINISH
370	17	15h58:22.343000	25:50.260	28.780	37.504	38.178	11	1:44.462

3,800 Km



DIJON-PRENOIS



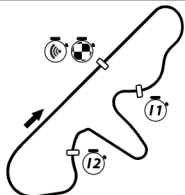
PEUGEOT SPORT
— LES RENCONTRES —

RENCONTRES PEUGEOT SPORT
DIJON-PRENOIS
208 RACING CUP
Course 3
Historique

Seq	Num	Heure Chrono	Heure	Secteur 1	Secteur 2	Secteur 3	Tour	Temps
18 TEAMTRAJECTOIRE 87								
1		15h32:32.083000						START
16	18	15h32:38.708000	6.625					
40		15h33:21.051000	48.968					YELLOW FLAG
65	18	15h35:35.156000	[IN] 3:03.073	1:03.476	52.537	1:00.435	1	
172		15h47:55.728000	15:23.645					START
363		15h58:11.277000	25:39.194					FINISH



3,800 Km



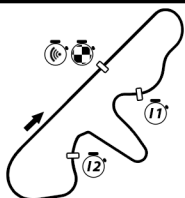
DIJON-PRENOIS

Seq	Num	Heure Chrono	Heure	Secteur 1	Secteur 2	Secteur 3	Tour	Temps
-----	-----	--------------	-------	-----------	-----------	-----------	------	-------

19 TRAJECTOIRE 87

1		15h32:32.083000						START
23	19	15h32:39.992000	7.909					
40		15h33:21.051000	48.968					YELLOW FLAG
172		15h47:55.728000	15:23.645					START
363		15h58:11.277000	25:39.194					FINISH

3,800 Km



DIJON-PRENOIS



PEUGEOT SPORT

LES RENCONTRES-

RENCONTRES PEUGEOT SPORT

DIJON-PRENOIS

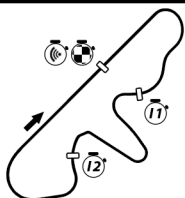
208 RACING CUP

Course 3

Historique

Seq	Num	Heure Chrono	Heure	Secteur 1	Secteur 2	Secteur 3	Tour	Temps
20 JSB COMPETITION								
1		15h32:32.083000						START
9	20	15h32:37.116000	5.033					
40		15h33:21.051000	48.968					YELLOW FLAG
47	20	15h35:20.403000	2:48.320	33.619	52.359	1:17.309	1	2:43.287
81	20	15h38:39.295000	6:07.212	1:07.745	59.561	1:11.586	2	3:18.892
113	20	15h42:01.498000	9:29.415	1:06.571	1:00.057	1:15.575	3	3:22.203
145	20	15h45:17.078000	12:44.995	1:03.754	58.504	1:13.322	4	3:15.580
172		15h47:55.728000	15:23.645					START
179	20	15h47:59.963000	15:27.880	57.393	46.779	58.713	5	2:42.885
212	20	15h49:45.646000	17:13.563	31.367	36.837	37.479	6	1:45.683
244	20	15h51:29.029000	18:56.946	28.821	37.025	37.537	7	1:43.383
276	20	15h53:12.584000	20:40.501	28.991	37.013	37.551	8	1:43.555
307	20	15h54:56.266000	22:24.183	29.050	37.025	37.607	9	1:43.682
338	20	15h56:40.129000	24:08.046	28.943	37.206	37.714	10	1:43.863
363		15h58:11.277000	25:39.194					FINISH
372	20	15h58:24.359000	25:52.276	29.641	37.135	37.454	11	1:44.230

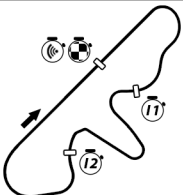




DIJON-PRENOIS

Seq	Num	Heure Chrono	Heure	Secteur 1	Secteur 2	Secteur 3	Tour	Temps
21 DH SPORT								
1		15h32:32.083000						START
39	21	15h32:48.433000	[OUT] 16.350					
40		15h33:21.051000	48.968					YELLOW FLAG
74	21	15h35:44.663000	3:12.580	44.209	55.480	1:16.541	1	
106	21	15h39:02.318000	6:30.235	1:21.721	45.376	1:10.558	2	3:17.655
138	21	15h42:27.624000	9:55.541	1:11.625	57.941	1:15.740	3	3:25.306
170	21	15h45:43.506000	13:11.423	1:06.838	56.729	1:12.315	4	3:15.882
172		15h47:55.728000	15:23.645					START
204	21	15h48:14.192000	15:42.109	55.297	43.775	51.614	5	2:30.686
236	21	15h50:05.064000	17:32.981	32.966	38.747	39.159	6	1:50.872
267	21	15h51:55.708000	19:23.625	32.233	38.623	39.788	7	1:50.644
298	21	15h53:45.804000	21:13.721	31.300	39.350	39.446	8	1:50.096
329	21	15h55:34.629000	23:02.546	31.054	38.606	39.165	9	1:48.825
360	21	15h57:23.664000	24:51.581	30.921	39.295	38.819	10	1:49.035
363		15h58:11.277000	25:39.194					FINISH
393	21	15h59:14.299000	26:42.216	31.166	38.440	41.029	11	1:50.635

3,800 Km



DIJON-PRENOIS

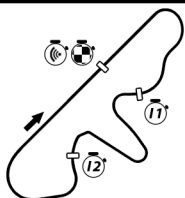

PEUGEOT SPORT
 LES RENCONTRES -

 RENCONTRES PEUGEOT SPORT
 DIJON-PRENOIS
 208 RACING CUP
 Course 3
 Historique

Seq	Num	Heure Chrono	Heure	Secteur 1	Secteur 2	Secteur 3	Tour	Temps
22 DLMCOMPETITION BY GM SPORT								
1		15h32:32.083000						START
31	22	15h32:41.085000	9.002					
40		15h33:21.051000	48.968					YELLOW FLAG
68	22	15h35:37.452000	3:05.369	44.791	55.848	1:15.728	1	2:56.367
100	22	15h38:56.063000	6:23.980	1:19.262	47.300	1:12.049	2	3:18.611
132	22	15h42:20.448000	9:48.365	1:11.510	57.598	1:15.277	3	3:24.385
164	22	15h45:36.610000	13:04.527	1:06.552	57.480	1:12.130	4	3:16.162
172		15h47:55.728000	15:23.645					START
198	22	15h48:08.226000	15:36.143	56.087	43.388	52.141	5	2:31.616
230	22	15h49:55.467000	17:23.384	30.518	38.339	38.384	6	1:47.241
262	22	15h51:41.142000	19:09.059	29.228	38.441	38.006	7	1:45.675
293	22	15h53:26.391000	20:54.308	29.205	37.934	38.110	8	1:45.249
324	22	15h55:11.347000	22:39.264	29.123	37.743	38.090	9	1:44.956
355	22	15h56:57.102000	24:25.019	29.193	38.585	37.977	10	1:45.755
363		15h58:11.277000	25:39.194					FINISH
388	22	15h58:41.616000	26:09.533	29.135	37.438	37.941	11	1:44.514



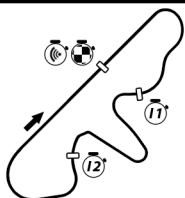
3,800 Km



DIJON-PRENOIS

Seq	Num	Heure Chrono	Heure	Secteur 1	Secteur 2	Secteur 3	Tour	Temps
24 JSB COMPETITION								
1		15h32:32.083000						START
3	24	15h32:35.307000	3.224					
40		15h33:21.051000	48.968					YELLOW FLAG
42	24	15h35:15.135000	2:43.052	33.828	50.045	1:15.955	1	2:39.828
76	24	15h38:34.236000	6:02.153	1:06.394	1:01.172	1:11.535	2	3:19.101
108	24	15h41:56.306000	9:24.223	1:04.213	1:02.740	1:15.117	3	3:22.070
140	24	15h45:13.106000	12:41.023	1:02.677	59.837	1:14.286	4	3:16.800
172		15h47:55.728000	15:23.645					START
174	24	15h47:58.260000	15:26.177	55.830	49.541	59.783	5	2:45.154
205	24	15h49:42.812000	17:10.729	30.259	37.211	37.082	6	1:44.552
237	24	15h51:25.487000	18:53.404	28.530	36.747	37.398	7	1:42.675
269	24	15h53:08.429000	20:36.346	28.679	36.772	37.491	8	1:42.942
300	24	15h54:51.656000	22:19.573	28.818	36.919	37.490	9	1:43.227
331	24	15h56:34.934000	24:02.851	28.870	36.867	37.541	10	1:43.278
363		15h58:11.277000	25:39.194					FINISH
364	24	15h58:18.018000	25:45.935	28.684	36.824	37.576	11	1:43.084

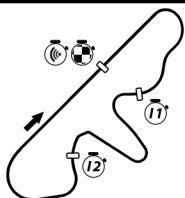
3,800 Km



DIJON-PRENOIS

Seq	Num	Heure Chrono	Heure	Secteur 1	Secteur 2	Secteur 3	Tour	Temps
25 JSB COMPÉTITION								
1		15h32:32.083000						START
28	25	15h32:40.753000	8.670					
40		15h33:21.051000	48.968					YELLOW FLAG
60	25	15h35:29.441000	2:57.358	35.785	56.788	1:16.115	1	2:48.688
93	25	15h38:48.535000	6:16.452	1:13.879	53.607	1:11.608	2	3:19.094
125	25	15h42:11.866000	9:39.783	1:09.202	59.007	1:15.122	3	3:23.331
157	25	15h45:28.944000	12:56.861	1:06.221	58.041	1:12.816	4	3:17.078
172		15h47:55.728000	15:23.645					START
191	25	15h48:04.468000	15:32.385	56.770	44.151	54.603	5	2:35.524
223	25	15h49:51.612000	17:19.529	31.339	38.152	37.653	6	1:47.144
255	25	15h51:36.272000	19:04.189	29.342	37.763	37.555	7	1:44.660
285	25	15h53:21.063000	20:48.980	29.760	37.654	37.377	8	1:44.791
317	25	15h55:06.110000	22:34.027	29.215	37.575	38.257	9	1:45.047
348	25	15h56:50.741000	24:18.658	29.387	37.731	37.513	10	1:44.631
363		15h58:11.277000	25:39.194					FINISH
381	25	15h58:35.621000	26:03.538	29.231	37.796	37.853	11	1:44.880

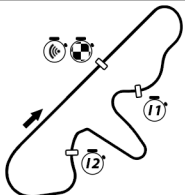
3,800 Km



DIJON-PRENOIS

Seq	Num	Heure Chrono	Heure	Secteur 1	Secteur 2	Secteur 3	Tour	Temps
28 NEW TEAM COMPETITION								
1		15h32:32.083000						START
7	28	15h32:36.585000	4.502					
40		15h33:21.051000	48.968					YELLOW FLAG
51	28	15h35:22.429000	2:50.346	34.895	53.397	1:17.552	1	2:45.844
84	28	15h38:41.151000	6:09.068	1:08.128	58.664	1:11.930	2	3:18.722
116	28	15h42:03.602000	9:31.519	1:06.857	59.939	1:15.655	3	3:22.451
148	28	15h45:19.513000	12:47.430	1:04.070	58.479	1:13.362	4	3:15.911
172		15h47:55.728000	15:23.645					START
182	28	15h48:00.938000	15:28.855	57.541	45.496	58.388	5	2:41.425
214	28	15h49:46.708000	17:14.625	31.089	37.141	37.540	6	1:45.770
245	28	15h51:29.780000	18:57.697	28.861	36.721	37.490	7	1:43.072
277	28	15h53:13.091000	20:41.008	28.771	36.939	37.601	8	1:43.311
308	28	15h54:56.716000	22:24.633	29.087	37.073	37.465	9	1:43.625
339	28	15h56:40.413000	24:08.330	28.871	37.175	37.651	10	1:43.697
363		15h58:11.277000	25:39.194					FINISH
371	28	15h58:24.112000	25:52.029	29.017	36.980	37.702	11	1:43.699

3,800 Km



DIJON-PRENOIS



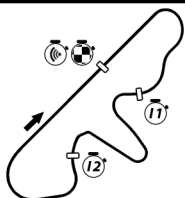
PEUGEOT SPORT
LES RENCONTRES-

RENCONTRES PEUGEOT SPORT
DIJON-PRENOIS
208 RACING CUP
Course 3
Historique

Seq	Num	Heure Chrono	Heure	Secteur 1	Secteur 2	Secteur 3	Tour	Temps
31 HRC								
1		15h32:32.083000						START
37	31	15h32:43.446000	11.363					
40		15h33:21.051000	48.968					YELLOW FLAG
70	31	15h35:39.603000	3:07.520	43.940	56.030	1:16.187	1	2:56.157
102	31	15h38:58.164000	6:26.081	1:19.700	46.832	1:12.029	2	3:18.561
134	31	15h42:22.761000	9:50.678	1:11.771	57.113	1:15.713	3	3:24.597
166	31	15h45:38.163000	13:06.080	1:06.710	56.768	1:11.924	4	3:15.402
172		15h47:55.728000	15:23.645					START
200	31	15h48:09.765000	15:37.682	56.231	43.340	52.031	5	2:31.602
235	31	15h50:02.704000	17:30.621	32.679	40.989	39.271	6	1:52.939
268	31	15h52:16.941000	19:44.858	55.120	39.235	39.882	7	2:14.237
299	31	15h54:09.081000	21:36.998	31.744	39.967	40.429	8	1:52.140
330	31	15h56:00.121000	23:28.038	31.601	39.757	39.682	9	1:51.040
361	31	15h57:51.890000	25:19.807	31.804	39.972	39.993	10	1:51.769
363		15h58:11.277000	25:39.194					FINISH
394	31	15h59:44.503000	27:12.420	32.176	39.188	41.249	11	1:52.613



3,800 Km



DIJON-PRENOIS



PEUGEOT SPORT

LES RENCONTRES-

RENCONTRES PEUGEOT SPORT

DIJON-PRENOIS

208 RACING CUP

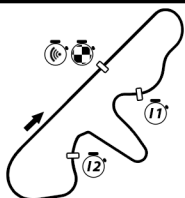
Course 3

Historique

Seq	Num	Heure Chrono	Heure	Secteur 1	Secteur 2	Secteur 3	Tour	Temps
33 GM SPORT								
1		15h32:32.083000						START
17	33	15h32:38.808000	6.725					
40		15h33:21.051000	48.968					YELLOW FLAG
56	33	15h35:26.654000	2:54.571	36.069	54.475	1:17.302	1	2:47.846
89	33	15h38:45.487000	6:13.404	1:11.196	55.951	1:11.686	2	3:18.833
121	33	15h42:08.788000	9:36.705	1:08.186	59.242	1:15.873	3	3:23.301
153	33	15h45:25.145000	12:53.062	1:05.569	58.364	1:12.424	4	3:16.357
172		15h47:55.728000	15:23.645					START
187	33	15h48:02.602000	15:30.519	57.264	43.809	56.384	5	2:37.457
220	33	15h49:50.585000	17:18.502	31.844	38.522	37.617	6	1:47.983
252	33	15h51:35.629000	19:03.546	29.201	37.467	38.376	7	1:45.044
362	33	15h58:02.322000	[IN] 25:30.239			42.023	8	
363		15h58:11.277000	25:39.194					FINISH



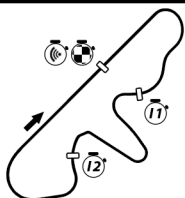
3,800 Km



DIJON-PRENOIS

Seq	Num	Heure Chrono	Heure	Secteur 1	Secteur 2	Secteur 3	Tour	Temps
38 TEAM TRAJECTOIRE 87								
1		15h32:32.083000						START
30	38	15h32:41.008000	8.925					
40		15h33:21.051000	48.968					YELLOW FLAG
71	38	15h35:40.377000	3:08.294	49.049	54.011	1:16.309	1	2:59.369
103	38	15h38:59.192000	6:27.109	1:19.877	46.417	1:12.521	2	3:18.815
135	38	15h42:23.751000	9:51.668	1:11.506	57.046	1:16.007	3	3:24.559
167	38	15h45:39.054000	13:06.971	1:06.809	56.482	1:12.012	4	3:15.303
172		15h47:55.728000	15:23.645					START
201	38	15h48:10.197000	15:38.114	56.008	43.223	51.912	5	2:31.143
232	38	15h49:58.663000	17:26.580	32.101	37.969	38.396	6	1:48.466
264	38	15h51:44.311000	19:12.228	29.512	37.625	38.511	7	1:45.648
295	38	15h53:29.638000	20:57.555	29.372	37.780	38.175	8	1:45.327
327	38	15h55:15.883000	22:43.800	29.806	38.278	38.161	9	1:46.245
358	38	15h57:02.442000	24:30.359	29.595	38.831	38.133	10	1:46.559
363		15h58:11.277000	25:39.194					FINISH
391	38	15h58:47.790000	26:15.707	29.376	37.790	38.182	11	1:45.348

3,800 Km



DIJON-PRENOIS



PEUGEOT SPORT

LES RENCONTRES-

RENCONTRES PEUGEOT SPORT

DIJON-PRENOIS

208 RACING CUP

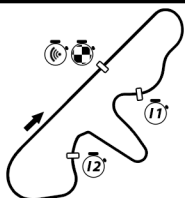
Course 3

Historique

Seq	Num	Heure Chrono	Heure	Secteur 1	Secteur 2	Secteur 3	Tour	Temps
39 ROPARS RACING TEAM								
1		15h32:32.083000						START
24	39	15h32:40.322000	8.239					
40		15h33:21.051000	48.968					YELLOW FLAG
57	39	15h35:27.345000	2:55.262	35.051	55.296	1:16.676	1	2:47.023
90	39	15h38:46.321000	6:14.238	1:11.803	55.245	1:11.928	2	3:18.976
122	39	15h42:09.856000	9:37.773	1:08.098	59.535	1:15.902	3	3:23.535
154	39	15h45:26.120000	12:54.037	1:05.290	58.691	1:12.283	4	3:16.264
172		15h47:55.728000	15:23.645					START
188	39	15h48:03.249000	15:31.166	57.063	45.108	54.958	5	2:37.129
221	39	15h49:51.159000	17:19.076	31.880	38.202	37.828	6	1:47.910
254	39	15h51:36.027000	19:03.944	28.971	38.209	37.688	7	1:44.868
287	39	15h53:22.275000	20:50.192	30.083	38.412	37.753	8	1:46.248
318	39	15h55:07.313000	22:35.230	29.149	38.002	37.887	9	1:45.038
349	39	15h56:52.860000	24:20.777	29.194	38.273	38.080	10	1:45.547
363		15h58:11.277000	25:39.194					FINISH
382	39	15h58:38.131000	26:06.048	29.324	38.068	37.879	11	1:45.271



3,800 Km



DIJON-PRENOIS



PEUGEOT SPORT

LES RENCONTRES-

RENCONTRES PEUGEOT SPORT

DIJON-PRENOIS

208 RACING CUP

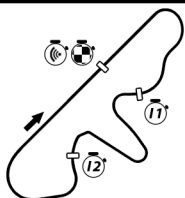
Course 3

Historique

Seq	Num	Heure Chrono	Heure	Secteur 1	Secteur 2	Secteur 3	Tour	Temps
44 JSB								
1		15h32:32.083000						START
21	44	15h32:39.664000	7.581					
40		15h33:21.051000	48.968					YELLOW FLAG
59	44	15h35:28.771000	2:56.688	36.520	56.247	1:16.340	1	2:49.107
92	44	15h38:47.987000	6:15.904	1:13.101	54.434	1:11.681	2	3:19.216
124	44	15h42:11.394000	9:39.311	1:08.686	59.192	1:15.529	3	3:23.407
156	44	15h45:27.898000	12:55.815	1:05.724	58.343	1:12.437	4	3:16.504
172		15h47:55.728000	15:23.645					START
190	44	15h48:03.956000	15:31.873	56.728	44.734	54.596	5	2:36.058
222	44	15h49:51.450000	17:19.367	31.532	37.974	37.988	6	1:47.494
253	44	15h51:35.898000	19:03.815	29.062	37.570	37.816	7	1:44.448
284	44	15h53:20.505000	20:48.422	29.226	37.484	37.897	8	1:44.607
315	44	15h55:05.157000	22:33.074	29.004	37.803	37.845	9	1:44.652
346	44	15h56:49.861000	24:17.778	29.172	37.906	37.626	10	1:44.704
363		15h58:11.277000	25:39.194					FINISH
379	44	15h58:34.853000	26:02.770	29.488	37.666	37.838	11	1:44.992



3,800 Km



DIJON-PRENOIS



PEUGEOT SPORT

LES RENCONTRES-

RENCONTRES PEUGEOT SPORT

DIJON-PRENOIS

208 RACING CUP

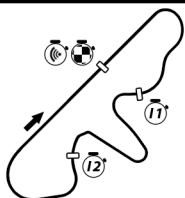
Course 3

Historique

Seq	Num	Heure Chrono	Heure	Secteur 1	Secteur 2	Secteur 3	Tour	Temps
45 BS RACING								
1		15h32:32.083000						START
32	45	15h32:41.312000	9.229					
40		15h33:21.051000	48.968					YELLOW FLAG
62	45	15h35:31.669000	2:59.586	36.202	57.764	1:16.391	1	2:50.357
95	45	15h38:49.989000	6:17.906	1:14.483	52.213	1:11.624	2	3:18.320
127	45	15h42:13.490000	9:41.407	1:09.698	59.177	1:14.626	3	3:23.501
159	45	15h45:30.698000	12:58.615	1:06.314	58.919	1:11.975	4	3:17.208
172		15h47:55.728000	15:23.645					START
193	45	15h48:05.315000	15:33.232	56.641	44.216	53.760	5	2:34.617
225	45	15h49:53.374000	17:21.291	31.994	38.021	38.044	6	1:48.059
259	45	15h51:39.592000	19:07.509	29.993	38.219	38.006	7	1:46.218
290	45	15h53:24.725000	20:52.642	29.606	37.506	38.021	8	1:45.133
321	45	15h55:09.638000	22:37.555	29.511	37.468	37.934	9	1:44.913
352	45	15h56:54.838000	24:22.755	29.492	37.720	37.988	10	1:45.200
363		15h58:11.277000	25:39.194					FINISH
385	45	15h58:39.738000	26:07.655	29.436	37.573	37.891	11	1:44.900



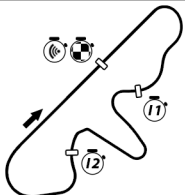
3,800 Km



DIJON-PRENOIS

Seq	Num	Heure Chrono	Heure	Secteur 1	Secteur 2	Secteur 3	Tour	Temps
46 PH RACING								
1		15h32:32.083000						START
14	46	15h32:38.067000	5.984					
40		15h33:21.051000	48.968					YELLOW FLAG
64	46	15h35:34.364000	3:02.281	41.902	57.669	1:16.726	1	2:56.297
97	46	15h38:52.304000	6:20.221	1:15.877	50.602	1:11.461	2	3:17.940
129	46	15h42:16.333000	9:44.250	1:09.542	1:00.002	1:14.485	3	3:24.029
161	46	15h45:32.998000	13:00.915	1:06.585	58.750	1:11.330	4	3:16.665
172		15h47:55.728000	15:23.645					START
195	46	15h48:05.725000	15:33.642	56.292	44.045	52.390	5	2:32.727
226	46	15h49:53.538000	17:21.455	32.023	37.759	38.031	6	1:47.813
257	46	15h51:37.262000	19:05.179	28.927	37.094	37.703	7	1:43.724
286	46	15h53:21.765000	20:49.682	29.385	37.498	37.620	8	1:44.503
316	46	15h55:05.951000	22:33.868	28.995	37.305	37.886	9	1:44.186
347	46	15h56:50.068000	24:17.985	29.108	37.412	37.597	10	1:44.117
363		15h58:11.277000	25:39.194					FINISH
378	46	15h58:34.064000	26:01.981	28.911	37.134	37.951	11	1:43.996

3,800 Km



DIJON-PRENOIS



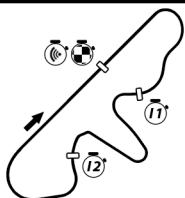
PEUGEOT SPORT
— LES RENCONTRES —

RENCONTRES PEUGEOT SPORT
DIJON-PRENOIS
208 RACING CUP
Course 3
Historique

Seq	Num	Heure Chrono	Heure	Secteur 1	Secteur 2	Secteur 3	Tour	Temps
49 VTR								
1		15h32:32.083000						START
10	49	15h32:37.231000	5.148					
40		15h33:21.051000	48.968					YELLOW FLAG
172		15h47:55.728000	15:23.645					START
363		15h58:11.277000	25:39.194					FINISH



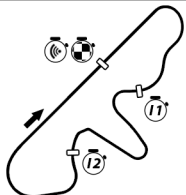
3,800 Km



DIJON-PRENOIS

Seq	Num	Heure Chrono	Heure	Secteur 1	Secteur 2	Secteur 3	Tour	Temps
50 GM SPORT								
1		15h32:32.083000						START
19	50	15h32:39.393000	7.310					
40		15h33:21.051000	48.968					YELLOW FLAG
66	50	15h35:35.516000	3:03.433	42.226	58.580	1:15.317	1	2:56.123
98	50	15h38:53.883000	6:21.800	1:17.687	48.711	1:11.969	2	3:18.367
130	50	15h42:18.096000	9:46.013	1:09.815	59.367	1:15.031	3	3:24.213
162	50	15h45:34.470000	13:02.387	1:06.522	57.744	1:12.108	4	3:16.374
172		15h47:55.728000	15:23.645					START
196	50	15h48:06.557000	15:34.474	56.090	43.325	52.672	5	2:32.087
228	50	15h49:54.254000	17:22.171	31.497	38.293	37.907	6	1:47.697
258	50	15h51:38.729000	19:06.646	29.171	37.449	37.855	7	1:44.475
289	50	15h53:23.075000	20:50.992	28.910	37.668	37.768	8	1:44.346
320	50	15h55:08.473000	22:36.390	28.814	38.642	37.942	9	1:45.398
350	50	15h56:53.153000	24:21.070	29.009	37.937	37.734	10	1:44.680
363		15h58:11.277000	25:39.194					FINISH
383	50	15h58:38.326000	26:06.243	29.228	38.092	37.853	11	1:45.173

3,800 Km



DIJON-PRENOIS



PEUGEOT SPORT

LES RENCONTRES

RENCONTRES PEUGEOT SPORT

DIJON-PRENOIS

208 RACING CUP

Course 3

Historique

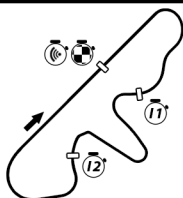
Seq	Num	Heure Chrono	Heure	Secteur 1	Secteur 2	Secteur 3	Tour	Temps
-----	-----	--------------	-------	-----------	-----------	-----------	------	-------

51 GPA RACING

1		15h32:32.083000						START
25	51	15h32:40.516000	8.433					
40		15h33:21.051000	48.968					YELLOW FLAG
172		15h47:55.728000	15:23.645					START
363		15h58:11.277000	25:39.194					FINISH



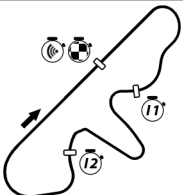
3,800 Km



DIJON-PRENOIS

Seq	Num	Heure Chrono	Heure	Secteur 1	Secteur 2	Secteur 3	Tour	Temps
53 JSB COMPETITION								
1		15h32:32.083000						START
18	53	15h32:39.027000	6.944					
40		15h33:21.051000	48.968					YELLOW FLAG
54	53	15h35:25.224000	2:53.141	33.932	54.308	1:17.957	1	2:46.197
87	53	15h38:43.973000	6:11.890	1:09.163	57.669	1:11.917	2	3:18.749
119	53	15h42:07.400000	9:35.317	1:06.918	1:00.132	1:16.377	3	3:23.427
151	53	15h45:23.311000	12:51.228	1:04.422	58.738	1:12.751	4	3:15.911
172		15h47:55.728000	15:23.645					START
185	53	15h48:01.931000	15:29.848	57.427	44.392	56.801	5	2:38.620
217	53	15h49:48.435000	17:16.352	31.816	37.468	37.220	6	1:46.504
248	53	15h51:33.529000	19:01.446	29.613	37.729	37.752	7	1:45.094
280	53	15h53:17.026000	20:44.943	28.928	37.055	37.514	8	1:43.497
311	53	15h55:00.676000	22:28.593	28.858	37.189	37.603	9	1:43.650
342	53	15h56:44.733000	24:12.650	29.076	37.444	37.537	10	1:44.057
363		15h58:11.277000	25:39.194					FINISH
374	53	15h58:29.718000	25:57.635	29.585	37.849	37.551	11	1:44.985

3,800 Km



DIJON-PRENOIS

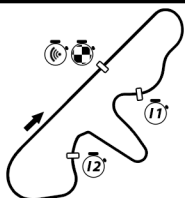

PEUGEOT SPORT
 LES RENCONTRES -

 RENCONTRES PEUGEOT SPORT
 DIJON-PRENOIS
 208 RACING CUP
 Course 3
 Historique

Seq	Num	Heure Chrono	Heure	Secteur 1	Secteur 2	Secteur 3	Tour	Temps
55 JSB COMPETITION								
1		15h32:32.083000						START
27	55	15h32:40.724000	8.641					
40		15h33:21.051000	48.968					YELLOW FLAG
58	55	15h35:27.688000	2:55.605	34.993	55.829	1:16.142	1	2:46.964
91	55	15h38:46.912000	6:14.829	1:12.437	55.017	1:11.770	2	3:19.224
123	55	15h42:10.562000	9:38.479	1:08.442	59.163	1:16.045	3	3:23.650
155	55	15h45:27.005000	12:54.922	1:05.579	58.499	1:12.365	4	3:16.443
172		15h47:55.728000	15:23.645					START
189	55	15h48:03.487000	15:31.404	56.886	44.809	54.787	5	2:36.482
219	55	15h49:49.957000	17:17.874	31.181	37.934	37.355	6	1:46.470
250	55	15h51:34.146000	19:02.063	28.925	37.634	37.630	7	1:44.189
281	55	15h53:17.809000	20:45.726	28.930	37.271	37.462	8	1:43.663
312	55	15h55:01.692000	22:29.609	28.913	37.628	37.342	9	1:43.883
343	55	15h56:45.627000	24:13.544	28.975	37.519	37.441	10	1:43.935
363		15h58:11.277000	25:39.194					FINISH
376	55	15h58:30.125000	25:58.042	29.057	37.661	37.780	11	1:44.498



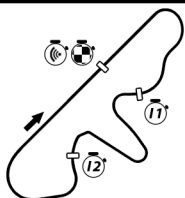
3,800 Km



DIJON-PRENOIS

Seq	Num	Heure Chrono	Heure	Secteur 1	Secteur 2	Secteur 3	Tour	Temps
59 MONTBELIARD								
1		15h32:32.083000						START
35	59	15h32:42.282000	10.199					
40		15h33:21.051000	48.968					YELLOW FLAG
69	59	15h35:38.636000	3:06.553	44.305	55.933	1:16.116	1	2:56.354
101	59	15h38:57.229000	6:25.146	1:19.209	46.872	1:12.512	2	3:18.593
133	59	15h42:21.483000	9:49.400	1:11.801	56.790	1:15.663	3	3:24.254
165	59	15h45:37.382000	13:05.299	1:06.591	57.329	1:11.979	4	3:15.899
172		15h47:55.728000	15:23.645					START
199	59	15h48:08.646000	15:36.563	56.141	43.299	51.824	5	2:31.264
231	59	15h49:56.539000	17:24.456	31.368	38.260	38.265	6	1:47.893
263	59	15h51:42.664000	19:10.581	29.694	38.092	38.339	7	1:46.125
294	59	15h53:28.718000	20:56.635	29.800	37.958	38.296	8	1:46.054
326	59	15h55:15.208000	22:43.125	29.811	38.459	38.220	9	1:46.490
357	59	15h57:01.638000	24:29.555	29.789	38.294	38.347	10	1:46.430
363		15h58:11.277000	25:39.194					FINISH
390	59	15h58:47.136000	26:15.053	29.557	37.656	38.285	11	1:45.498

3,800 Km



DIJON-PRENOIS



PEUGEOT SPORT

LES RENCONTRES-

RENCONTRES PEUGEOT SPORT

DIJON-PRENOIS

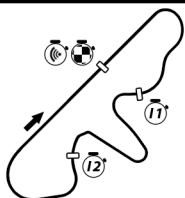
208 RACING CUP

Course 3

Historique

Seq	Num	Heure Chrono	Heure	Secteur 1	Secteur 2	Secteur 3	Tour	Temps
61 TEAM CDRS								
1		15h32:32.083000						START
36	61	15h32:43.026000	10.943					
40		15h33:21.051000	48.968					YELLOW FLAG
67	61	15h35:36.443000	3:04.360	39.138	58.794	1:15.485	1	2:53.417
99	61	15h38:55.362000	6:23.279	1:18.819	47.760	1:12.340	2	3:18.919
131	61	15h42:19.520000	9:47.437	1:09.435	59.580	1:15.143	3	3:24.158
163	61	15h45:35.623000	13:03.540	1:06.269	57.970	1:11.864	4	3:16.103
172		15h47:55.728000	15:23.645					START
197	61	15h48:07.630000	15:35.547	56.014	43.786	52.207	5	2:32.007
229	61	15h49:55.306000	17:23.223	30.838	38.488	38.350	6	1:47.676
261	61	15h51:40.792000	19:08.709	29.001	38.585	37.900	7	1:45.486
292	61	15h53:25.978000	20:53.895	29.298	37.895	37.993	8	1:45.186
323	61	15h55:10.771000	22:38.688	29.079	37.790	37.924	9	1:44.793
354	61	15h56:56.320000	24:24.237	29.229	38.404	37.916	10	1:45.549
363		15h58:11.277000	25:39.194					FINISH
387	61	15h58:41.194000	26:09.111	29.014	37.844	38.016	11	1:44.874

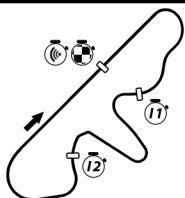




DIJON-PRENOIS

Seq	Num	Heure Chrono	Heure	Secteur 1	Secteur 2	Secteur 3	Tour	Temps
63 TRAJECTOIR 87								
1		15h32:32.083000						START
34	63	15h32:41.827000	9.744					
40		15h33:21.051000	48.968					YELLOW FLAG
63	63	15h35:33.076000	3:00.993	36.052	58.602	1:16.595	1	2:51.249
96	63	15h38:51.149000	6:19.066	1:14.893	51.564	1:11.616	2	3:18.073
128	63	15h42:14.859000	9:42.776	1:09.730	59.208	1:14.772	3	3:23.710
160	63	15h45:31.766000	12:59.683	1:06.745	58.081	1:12.081	4	3:16.907
172		15h47:55.728000	15:23.645					START
194	63	15h48:05.582000	15:33.499	56.506	44.010	53.300	5	2:33.816
227	63	15h49:54.042000	17:21.959	31.976	38.317	38.167	6	1:48.460
260	63	15h51:40.373000	19:08.290	29.852	38.225	38.254	7	1:46.331
291	63	15h53:25.365000	20:53.282	29.174	37.840	37.978	8	1:44.992
322	63	15h55:10.255000	22:38.172	29.292	37.599	37.999	9	1:44.890
353	63	15h56:55.400000	24:23.317	29.288	38.041	37.816	10	1:45.145
363		15h58:11.277000	25:39.194					FINISH
386	63	15h58:40.202000	26:08.119	29.256	37.613	37.933	11	1:44.802

3,800 Km



DIJON-PRENOIS



PEUGEOT SPORT

LES RENCONTRES-

RENCONTRES PEUGEOT SPORT

DIJON-PRENOIS

208 RACING CUP

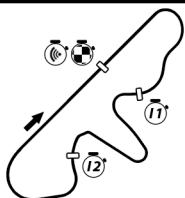
Course 3

Historique

Seq	Num	Heure Chrono	Heure	Secteur 1	Secteur 2	Secteur 3	Tour	Temps
67 DH SPORT								
1		15h32:32.083000						START
38	67	15h32:46.880000	[OUT] 14.797					
40		15h33:21.051000	48.968					YELLOW FLAG
73	67	15h35:43.534000	3:11.451	44.708	55.177	1:16.769	1	
105	67	15h39:01.380000	6:29.297	1:21.615	43.890	1:12.341	2	3:17.846
137	67	15h42:26.372000	9:54.289	1:11.457	57.360	1:16.175	3	3:24.992
169	67	15h45:42.155000	13:10.072	1:06.782	57.242	1:11.759	4	3:15.783
172		15h47:55.728000	15:23.645					START
203	67	15h48:13.963000	15:41.880	54.794	43.581	53.433	5	2:31.808
234	67	15h50:00.394000	17:28.311	30.943	37.547	37.941	6	1:46.431
265	67	15h51:44.961000	19:12.878	29.680	37.089	37.798	7	1:44.567
296	67	15h53:29.706000	20:57.623	29.097	37.740	37.908	8	1:44.745
325	67	15h55:14.494000	22:42.411	29.282	37.462	38.044	9	1:44.788
356	67	15h56:59.439000	24:27.356	29.376	37.544	38.025	10	1:44.945
363		15h58:11.277000	25:39.194					FINISH
389	67	15h58:43.946000	26:11.863	29.066	37.465	37.976	11	1:44.507



3,800 Km



DIJON-PRENOIS



PEUGEOT SPORT

LES RENCONTRES-

RENCONTRES PEUGEOT SPORT

DIJON-PRENOIS

208 RACING CUP

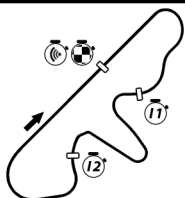
Course 3

Historique

Seq	Num	Heure Chrono	Heure	Secteur 1	Secteur 2	Secteur 3	Tour	Temps
77 GEDIRACING								
1		15h32:32.083000						START
8	77	15h32:36.752000	4.669					
40		15h33:21.051000	48.968					YELLOW FLAG
46	77	15h35:19.126000	2:47.043	33.699	51.849	1:16.826	1	2:42.374
80	77	15h38:37.693000	6:05.610	1:08.029	59.396	1:11.142	2	3:18.567
112	77	15h42:00.058000	9:27.975	1:06.904	1:00.205	1:15.256	3	3:22.365
144	77	15h45:16.117000	12:44.034	1:03.770	59.133	1:13.156	4	3:16.059
172		15h47:55.728000	15:23.645					START
178	77	15h47:59.629000	15:27.546	57.606	47.124	58.782	5	2:43.512
210	77	15h49:44.172000	17:12.089	30.356	36.755	37.432	6	1:44.543
242	77	15h51:27.734000	18:55.651	28.815	37.180	37.567	7	1:43.562
274	77	15h53:10.546000	20:38.463	28.637	36.796	37.379	8	1:42.812
305	77	15h54:53.851000	22:21.768	28.832	37.176	37.297	9	1:43.305
336	77	15h56:37.520000	24:05.437	29.096	37.204	37.369	10	1:43.669
363		15h58:11.277000	25:39.194					FINISH
369	77	15h58:22.060000	25:49.977	28.954	37.484	38.102	11	1:44.540



3,800 Km



DIJON-PRENOIS

Seq	Num	Heure Chrono	Heure	Secteur 1	Secteur 2	Secteur 3	Tour	Temps
88 GM SPORT								
1		15h32:32.083000						START
22	88	15h32:39.936000	7.853					
40		15h33:21.051000	48.968					YELLOW FLAG
55	88	15h35:25.750000	2:53.667	34.531	54.209	1:17.074	1	2:45.814
88	88	15h38:44.477000	6:12.394	1:10.328	56.838	1:11.561	2	3:18.727
120	88	15h42:07.957000	9:35.874	1:07.806	59.606	1:16.068	3	3:23.480
152	88	15h45:24.195000	12:52.112	1:05.119	58.591	1:12.528	4	3:16.238
172		15h47:55.728000	15:23.645					START
186	88	15h48:02.350000	15:30.267	57.188	44.378	56.589	5	2:38.155
218	88	15h49:49.921000	17:17.838	31.834	37.783	37.954	6	1:47.571
251	88	15h51:35.094000	19:03.011	29.457	37.662	38.054	7	1:45.173
283	88	15h53:19.717000	20:47.634	29.103	37.496	38.024	8	1:44.623
314	88	15h55:04.843000	22:32.760	29.164	37.860	38.102	9	1:45.126
345	88	15h56:49.682000	24:17.599	29.137	37.662	38.040	10	1:44.839
363		15h58:11.277000	25:39.194					FINISH
380	88	15h58:35.231000	26:03.148	30.021	37.690	37.838	11	1:45.549