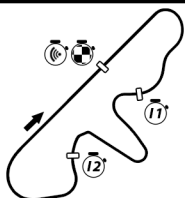


3,800 Km



DIJON-PRENOIS



PEUGEOT SPORT

LES RENCONTRES-

RENCONTRES PEUGEOT SPORT

DIJON-PRENOIS

208 RACING CUP

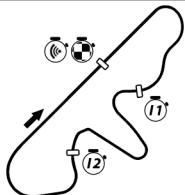
Course 2

Historique

Seq	Num	Heure Chrono	Heure	Secteur 1	Secteur 2	Secteur 3	Tour	Temps
1 ROPARS RACING TEAM								
10	1	13h28:54.821000	[OUT]					
42		13h47:57.035000						START
52	1	13h48:02.572000	5.537					
93	1	13h49:53.802000	1:56.767	34.396	37.938	38.896	1	1:51.230
130	1	13h51:36.637000	3:39.602	28.839	36.872	37.124	2	1:42.835
171	1	13h53:22.214000	5:25.179	29.165	37.553	38.859	3	1:45.577
208	1	13h55:06.763000	7:09.728	29.328	37.610	37.611	4	1:44.549
247	1	13h56:50.350000	8:53.315	28.758	37.371	37.458	5	1:43.587
282	1	13h58:33.922000	10:36.887	28.925	37.388	37.259	6	1:43.572
320	1	14h00:17.904000	12:20.869	29.137	37.444	37.401	7	1:43.982
358	1	14h02:01.918000	14:04.883	28.922	37.495	37.597	8	1:44.014
397	1	14h03:45.556000	15:48.521	28.882	37.276	37.480	9	1:43.638
435	1	14h05:29.523000	17:32.488	29.353	37.107	37.507	10	1:43.967
471	1	14h07:13.351000	19:16.316	28.923	37.350	37.555	11	1:43.828
503		14h08:51.854000	20:54.819					FINISH
507	1	14h08:57.495000	21:00.460	29.161	37.259	37.724	12	1:44.144



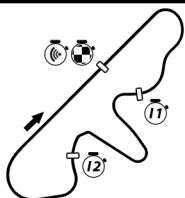
3,800 Km



DIJON-PRENOIS

Seq	Num	Heure Chrono	Heure	Secteur 1	Secteur 2	Secteur 3	Tour	Temps
2 ROPARS RACING TEAM								
2	2	13h28:43.013000	[OUT]					
42		13h47:57.035000						START
43	2	13h48:00.460000	3.425					
84	2	13h49:50.692000	1:53.657	35.231	37.279	37.722	1	1:50.232
125	2	13h51:35.580000	3:38.545	29.646	37.663	37.579	2	1:44.888
166	2	13h53:20.961000	5:23.926	28.943	38.294	38.144	3	1:45.381
207	2	13h55:06.494000	7:09.459	28.950	38.475	38.108	4	1:45.533
246	2	13h56:50.170000	8:53.135	28.840	37.366	37.470	5	1:43.676
283	2	13h58:34.646000	10:37.611	28.857	37.952	37.667	6	1:44.476
322	2	14h00:19.106000	12:22.071	29.107	37.721	37.632	7	1:44.460
361	2	14h02:03.495000	14:06.460	28.939	37.618	37.832	8	1:44.389
400	2	14h03:47.801000	15:50.766	29.015	37.528	37.763	9	1:44.306
449	2	14h05:38.680000	[IN] 17:41.645	29.932	38.258	42.689	10	
503		14h08:51.854000	20:54.819					FINISH

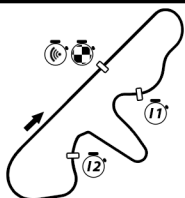
3,800 Km



DIJON-PRENOIS

Seq	Num	Heure Chrono	Heure	Secteur 1	Secteur 2	Secteur 3	Tour	Temps
3 NEW TEAM COMPETITION								
6	3	13h28:48.665000	[OUT]					
42		13h47:57.035000						START
48	3	13h48:01.600000	4.565					
85	3	13h49:50.899000	1:53.864	34.385	37.419	37.495	1	1:49.299
123	3	13h51:34.907000	3:37.872	29.013	37.372	37.623	2	1:44.008
161	3	13h53:18.835000	5:21.800	28.867	37.376	37.685	3	1:43.928
200	3	13h55:02.828000	7:05.793	29.082	37.148	37.763	4	1:43.993
239	3	13h56:46.603000	8:49.568	28.989	37.090	37.696	5	1:43.775
288	3	13h58:36.891000	10:39.856	34.985	37.402	37.901	6	1:50.288
326	3	14h00:20.170000	12:23.135	28.808	37.063	37.408	7	1:43.279
365	3	14h02:04.775000	14:07.740	28.972	37.786	37.847	8	1:44.605
404	3	14h03:49.012000	15:51.977	28.937	37.561	37.739	9	1:44.237
440	3	14h05:34.640000	17:37.605	29.115	38.101	38.412	10	1:45.628
476	3	14h07:19.206000	19:22.171	29.302	37.332	37.932	11	1:44.566
503		14h08:51.854000	20:54.819					FINISH
512	3	14h09:03.058000	21:06.023	28.899	37.245	37.708	12	1:43.852

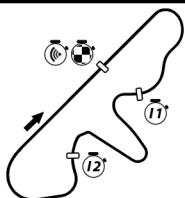
3,800 Km



DIJON-PRENOIS

Seq	Num	Heure Chrono	Heure	Secteur 1	Secteur 2	Secteur 3	Tour	Temps
4 ACTEMIUM BY GPA								
9	4	13h28:53.705000	[OUT]					
42		13h47:57.035000						START
50	4	13h48:01.992000	4.957					
88	4	13h49:51.914000	1:54.879	34.428	37.908	37.586	1	1:49.922
126	4	13h51:35.777000	3:38.742	28.918	37.381	37.564	2	1:43.863
164	4	13h53:19.632000	5:22.597	28.903	37.402	37.550	3	1:43.855
202	4	13h55:04.117000	7:07.082	28.756	37.852	37.877	4	1:44.485
241	4	13h56:47.578000	8:50.543	28.785	37.056	37.620	5	1:43.461
277	4	13h58:31.782000	10:34.747	29.008	37.277	37.919	6	1:44.204
316	4	14h00:15.944000	12:18.909	28.834	37.224	38.104	7	1:44.162
355	4	14h01:59.695000	14:02.660	28.907	37.044	37.800	8	1:43.751
395	4	14h03:43.636000	15:46.601	28.880	37.197	37.864	9	1:43.941
433	4	14h05:27.620000	17:30.585	29.022	37.313	37.649	10	1:43.984
469	4	14h07:11.188000	19:14.153	28.793	37.079	37.696	11	1:43.568
503		14h08:51.854000	20:54.819					FINISH
505	4	14h08:54.938000	20:57.903	28.815	37.121	37.814	12	1:43.750

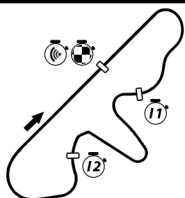
3,800 Km



DIJON-PRENOIS

Seq	Num	Heure Chrono	Heure	Secteur 1	Secteur 2	Secteur 3	Tour	Temps
5 ROPARS RACING TEAM								
19	5	13h29:13.472000	[OUT]					
42		13h47:57.035000						START
60	5	13h48:04.317000	7.282					
99	5	13h49:55.424000	1:58.389	34.319	38.834	37.954	1	1:51.107
137	5	13h51:41.815000	3:44.780	29.413	38.630	38.348	2	1:46.391
178	5	13h53:27.230000	5:30.195	29.471	38.261	37.683	3	1:45.415
218	5	13h55:11.931000	7:14.896	29.391	37.519	37.791	4	1:44.701
257	5	13h56:56.160000	8:59.125	28.978	37.438	37.813	5	1:44.229
295	5	13h58:41.032000	10:43.997	29.717	37.394	37.761	6	1:44.872
335	5	14h00:25.699000	12:28.664	29.379	37.483	37.805	7	1:44.667
374	5	14h02:09.879000	14:12.844	28.815	37.512	37.853	8	1:44.180
413	5	14h03:54.158000	15:57.123	29.070	37.392	37.817	9	1:44.279
451	5	14h05:38.951000	17:41.916	29.378	37.804	37.611	10	1:44.793
486	5	14h07:24.206000	19:27.171	29.454	38.010	37.791	11	1:45.255
503		14h08:51.854000	20:54.819					FINISH
521	5	14h09:08.971000	21:11.936	29.123	37.732	37.910	12	1:44.765

3,800 Km



DIJON-PRENOIS



PEUGEOT SPORT

LES RENCONTRES -

RENCONTRES PEUGEOT SPORT

DIJON-PRENOIS

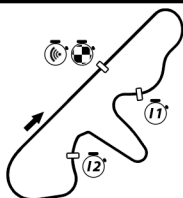
208 RACING CUP

Course 2

Historique

Seq	Num	Heure Chrono	Heure	Secteur 1	Secteur 2	Secteur 3	Tour	Temps
6 GPA RACING								
8	6	13h28:52.934000	[OUT]					
42		13h47:57.035000						START
49	6	13h48:01.874000	4.839					
90	6	13h49:52.864000	1:55.829	34.799	38.201	37.990	1	1:50.990
128	6	13h51:36.224000	3:39.189	28.652	37.271	37.437	2	1:43.360
167	6	13h53:21.078000	5:24.043	28.984	37.775	38.095	3	1:44.854
205	6	13h55:05.640000	7:08.605	29.299	37.482	37.781	4	1:44.562
244	6	13h56:48.944000	8:51.909	28.841	36.823	37.640	5	1:43.304
281	6	13h58:33.607000	10:36.572	28.894	37.371	38.398	6	1:44.663
319	6	14h00:17.795000	12:20.760	29.196	37.383	37.609	7	1:44.188
357	6	14h02:01.800000	14:04.765	28.822	37.497	37.686	8	1:44.005
396	6	14h03:45.329000	15:48.294	28.703	37.072	37.754	9	1:43.529
434	6	14h05:29.415000	17:32.380	29.308	37.065	37.713	10	1:44.086
470	6	14h07:13.285000	19:16.250	28.805	37.219	37.846	11	1:43.870
503		14h08:51.854000	20:54.819					FINISH
506	6	14h08:57.273000	21:00.238	29.009	37.073	37.906	12	1:43.988

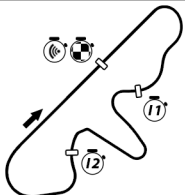
3,800 Km



DIJON-PRENOIS

Seq	Num	Heure Chrono	Heure	Secteur 1	Secteur 2	Secteur 3	Tour	Temps
7 GEDIRACING								
22	7	13h29:18.068000	[OUT]					
42		13h47:57.035000						START
62	7	13h48:04.641000	7.606					
95	7	13h49:54.229000	1:57.194	33.228	38.652	37.708	1	1:49.588
134	7	13h51:38.675000	3:41.640	29.649	37.547	37.250	2	1:44.446
173	7	13h53:22.719000	5:25.684	29.084	37.662	37.298	3	1:44.044
213	7	13h55:07.790000	7:10.755	29.520	37.792	37.759	4	1:45.071
252	7	13h56:52.377000	8:55.342	29.316	37.762	37.509	5	1:44.587
290	7	13h58:37.148000	10:40.113	29.201	37.901	37.669	6	1:44.771
328	7	14h00:21.196000	12:24.161	29.152	37.345	37.551	7	1:44.048
367	7	14h02:05.214000	14:08.179	28.730	37.509	37.779	8	1:44.018
406	7	14h03:49.517000	15:52.482	28.927	37.774	37.602	9	1:44.303
443	7	14h05:35.089000	17:38.054	29.008	38.416	38.148	10	1:45.572
479	7	14h07:20.573000	19:23.538	29.728	38.015	37.741	11	1:45.484
503		14h08:51.854000	20:54.819					FINISH
519	7	14h09:06.691000	21:09.656	29.217	37.940	38.961	12	1:46.118

3,800 Km



DIJON-PRENOIS



PEUGEOT SPORT

LES RENCONTRES-

RENCONTRES PEUGEOT SPORT

DIJON-PRENOIS

208 RACING CUP

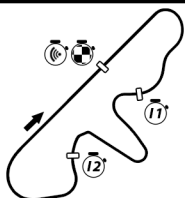
Course 2

Historique

Seq	Num	Heure Chrono	Heure	Secteur 1	Secteur 2	Secteur 3	Tour	Temps
10 NIEVRE ACHEMINEMENT								
34	10	13h29:43.381000	[OUT]					
42		13h47:57.035000						START
76	10	13h48:06.847000	9.812					
116	10	13h50:01.773000	2:04.738	35.230	40.120	39.576	1	1:54.926
156	10	13h51:49.538000	3:52.503	30.046	39.078	38.641	2	1:47.765
195	10	13h53:35.635000	5:38.600	29.284	38.242	38.571	3	1:46.097
234	10	13h55:21.736000	7:24.701	29.594	37.981	38.526	4	1:46.101
273	10	13h57:07.264000	9:10.229	29.473	37.859	38.196	5	1:45.528
312	10	13h58:53.287000	10:56.252	29.917	37.989	38.117	6	1:46.023
351	10	14h00:38.397000	12:41.362	29.105	37.739	38.266	7	1:45.110
389	10	14h02:23.731000	14:26.696	29.302	37.936	38.096	8	1:45.334
426	10	14h04:10.483000	16:13.448	29.485	39.099	38.168	9	1:46.752
463	10	14h05:55.682000	17:58.647	29.405	37.782	38.012	10	1:45.199
498	10	14h07:41.427000	19:44.392	29.458	38.105	38.182	11	1:45.745
503		14h08:51.854000	20:54.819					FINISH
534	10	14h09:26.782000	21:29.747	29.372	37.717	38.266	12	1:45.355



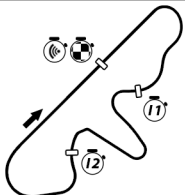
3,800 Km



DIJON-PRENOIS

Seq	Num	Heure Chrono	Heure	Secteur 1	Secteur 2	Secteur 3	Tour	Temps
11 JSB COMPETITION								
29	11	13h29:31.978000	[OUT]					
42		13h47:57.035000						START
71	11	13h48:06.133000	9.098					
108	11	13h49:59.023000	2:01.988	34.983	38.889	39.018	1	1:52.890
144	11	13h51:43.949000	3:46.914	29.006	38.049	37.871	2	1:44.926
180	11	13h53:28.585000	5:31.550	28.734	37.690	38.212	3	1:44.636
219	11	13h55:12.899000	7:15.864	29.054	37.279	37.981	4	1:44.314
258	11	13h56:57.508000	9:00.473	28.996	37.682	37.931	5	1:44.609
297	11	13h58:41.956000	10:44.921	29.340	37.239	37.869	6	1:44.448
336	11	14h00:26.213000	12:29.178	28.916	37.481	37.860	7	1:44.257
375	11	14h02:10.535000	14:13.500	29.052	37.337	37.933	8	1:44.322
414	11	14h03:54.803000	15:57.768	28.978	37.508	37.782	9	1:44.268
452	11	14h05:39.715000	17:42.680	29.012	38.042	37.858	10	1:44.912
487	11	14h07:24.549000	19:27.514	29.070	37.836	37.928	11	1:44.834
503		14h08:51.854000	20:54.819					FINISH
522	11	14h09:09.318000	21:12.283	29.185	37.693	37.891	12	1:44.769

3,800 Km



DIJON-PRENOIS

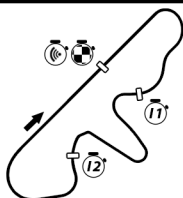


PEUGEOT SPORT
LES RENCONTRES-

RENCONTRES PEUGEOT SPORT
DIJON-PRENOIS
208 RACING CUP
Course 2
Historique

Seq	Num	Heure Chrono	Heure	Secteur 1	Secteur 2	Secteur 3	Tour	Temps
12 REVEL BY RV								
30	12	13h29:34.241000	[OUT]					
42		13h47:57.035000						START
68	12	13h48:05.743000	8.708					
101	12	13h49:56.227000	1:59.192	33.692	38.576	38.216	1	1:50.484
138	12	13h51:42.014000	3:44.979	29.377	38.139	38.271	2	1:45.787
176	12	13h53:25.960000	5:28.925	28.836	37.389	37.721	3	1:43.946
215	12	13h55:10.054000	7:13.019	29.047	37.308	37.739	4	1:44.094
254	12	13h56:54.092000	8:57.057	29.074	37.220	37.744	5	1:44.038
291	12	13h58:37.924000	10:40.889	28.902	37.257	37.673	6	1:43.832
330	12	14h00:22.262000	12:25.227	28.939	37.569	37.830	7	1:44.338
369	12	14h02:07.079000	14:10.044	29.426	37.585	37.806	8	1:44.817
411	12	14h03:53.234000	15:56.199	29.063	39.248	37.844	9	1:46.155
448	12	14h05:38.381000	17:41.346	29.237	38.217	37.693	10	1:45.147
484	12	14h07:22.752000	19:25.717	28.860	37.706	37.805	11	1:44.371
503		14h08:51.854000	20:54.819					FINISH
520	12	14h09:06.937000	21:09.902	28.942	37.405	37.838	12	1:44.185

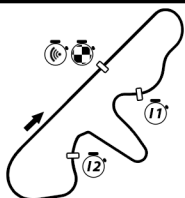
3,800 Km



DIJON-PRENOIS

Seq	Num	Heure Chrono	Heure	Secteur 1	Secteur 2	Secteur 3	Tour	Temps
14 GPA RACING								
23	14	13h29:19.043000	[OUT]					
42		13h47:57.035000						START
66	14	13h48:05.642000	8.607					
110	14	13h49:59.751000	2:02.716	35.783	39.279	39.047	1	1:54.109
149	14	13h51:46.383000	3:49.348	29.518	38.299	38.815	2	1:46.632
190	14	13h53:33.601000	5:36.566	29.713	38.612	38.893	3	1:47.218
229	14	13h55:19.645000	7:22.610	29.483	38.486	38.075	4	1:46.044
268	14	13h57:04.320000	9:07.285	29.015	37.829	37.831	5	1:44.675
307	14	13h58:49.814000	10:52.779	29.670	37.814	38.010	6	1:45.494
346	14	14h00:34.542000	12:37.507	29.169	37.803	37.756	7	1:44.728
385	14	14h02:22.440000	14:25.405	29.548	39.535	38.815	8	1:47.898
423	14	14h04:08.670000	16:11.635	29.535	38.762	37.933	9	1:46.230
460	14	14h05:53.986000	17:56.951	29.146	37.896	38.274	10	1:45.316
495	14	14h07:39.751000	19:42.716	29.194	38.478	38.093	11	1:45.765
503		14h08:51.854000	20:54.819					FINISH
531	14	14h09:24.812000	21:27.777	29.169	37.791	38.101	12	1:45.061

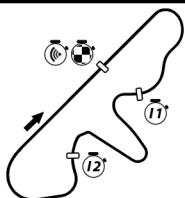
3,800 Km



DIJON-PRENOIS

Seq	Num	Heure Chrono	Heure	Secteur 1	Secteur 2	Secteur 3	Tour	Temps
16 CDRS								
27	16	13h29:27.960000	[OUT]					
42		13h47:57.035000						START
65	16	13h48:05.507000	8.472					
102	16	13h49:56.997000	1:59.962	33.905	38.976	38.609	1	1:51.490
142	16	13h51:43.085000	3:46.050	29.555	38.418	38.115	2	1:46.088
182	16	13h53:28.882000	5:31.847	29.341	38.403	38.053	3	1:45.797
220	16	13h55:13.934000	7:16.899	29.159	37.881	38.012	4	1:45.052
260	16	13h56:58.970000	9:01.935	29.399	37.713	37.924	5	1:45.036
299	16	13h58:44.438000	10:47.403	29.486	37.774	38.208	6	1:45.468
338	16	14h00:29.398000	12:32.363	29.022	37.862	38.076	7	1:44.960
377	16	14h02:14.584000	14:17.549	29.022	38.061	38.103	8	1:45.186
416	16	14h03:59.692000	16:02.657	29.093	37.784	38.231	9	1:45.108
454	16	14h05:45.052000	17:48.017	29.128	38.003	38.229	10	1:45.360
489	16	14h07:30.359000	19:33.324	29.104	37.814	38.389	11	1:45.307
503		14h08:51.854000	20:54.819					FINISH
525	16	14h09:15.786000	21:18.751	29.124	37.921	38.382	12	1:45.427

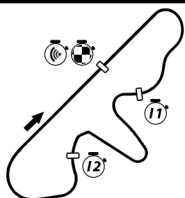
3,800 Km



DIJON-PRENOIS

Seq	Num	Heure Chrono	Heure	Secteur 1	Secteur 2	Secteur 3	Tour	Temps
17 BOREAU TEAM SPORT								
7	17	13h28:49.716000	[OUT]					
42		13h47:57.035000						START
47	17	13h48:01.526000	4.491					
87	17	13h49:51.653000	1:54.618	34.703	37.888	37.536	1	1:50.127
127	17	13h51:36.008000	3:38.973	29.332	37.485	37.538	2	1:44.355
165	17	13h53:20.283000	5:23.248	28.973	37.705	37.597	3	1:44.275
204	17	13h55:04.258000	7:07.223	28.900	37.301	37.774	4	1:43.975
242	17	13h56:47.864000	8:50.829	28.885	37.043	37.678	5	1:43.606
278	17	13h58:32.966000	10:35.931	29.247	37.807	38.048	6	1:45.102
317	17	14h00:17.170000	12:20.135	29.011	37.268	37.925	7	1:44.204
359	17	14h02:02.186000	14:05.151	29.127	37.877	38.012	8	1:45.016
398	17	14h03:46.874000	15:49.839	28.924	37.857	37.907	9	1:44.688
436	17	14h05:31.003000	17:33.968	29.266	37.135	37.728	10	1:44.129
472	17	14h07:15.362000	19:18.327	29.253	37.281	37.825	11	1:44.359
503		14h08:51.854000	20:54.819					FINISH
509	17	14h08:59.668000	21:02.633	29.339	37.283	37.684	12	1:44.306

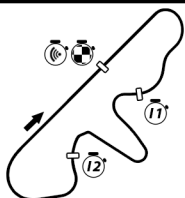
3,800 Km



DIJON-PRENOIS

Seq	Num	Heure Chrono	Heure	Secteur 1	Secteur 2	Secteur 3	Tour	Temps
18 TEAMTRAJECTOIRE 87								
37	18	13h29:48.259000	[OUT]					
42		13h47:57.035000						START
78	18	13h48:07.218000	10.183					
117	18	13h50:01.945000	2:04.910	35.721	39.860	39.146	1	1:54.727
154	18	13h51:47.967000	3:50.932	29.586	38.680	37.756	2	1:46.022
193	18	13h53:34.409000	5:37.374	29.693	38.714	38.035	3	1:46.442
231	18	13h55:20.346000	7:23.311	29.516	38.310	38.111	4	1:45.937
270	18	13h57:04.743000	9:07.708	29.047	37.700	37.650	5	1:44.397
308	18	13h58:49.911000	10:52.876	29.817	37.687	37.664	6	1:45.168
347	18	14h00:34.643000	12:37.608	29.417	37.678	37.637	7	1:44.732
391	18	14h02:34.718000	[IN] 14:37.683	29.186	48.838	42.051	8	
503		14h08:51.854000	20:54.819					FINISH

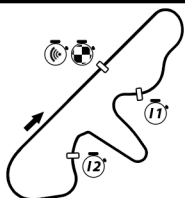
3,800 Km



DIJON-PRENOIS

Seq	Num	Heure Chrono	Heure	Secteur 1	Secteur 2	Secteur 3	Tour	Temps
19 TRAJECTOIRE 87								
14	19	13h29:03.378000	[OUT]					
42		13h47:57.035000						START
55	19	13h48:03.376000	6.341					
98	19	13h49:54.941000	1:57.906	34.755	38.885	37.925	1	1:51.565
135	19	13h51:39.418000	3:42.383	29.171	37.718	37.588	2	1:44.477
174	19	13h53:23.248000	5:26.213	28.993	37.302	37.535	3	1:43.830
212	19	13h55:07.553000	7:10.518	29.025	37.478	37.802	4	1:44.305
250	19	13h56:51.946000	8:54.911	29.176	37.515	37.702	5	1:44.393
289	19	13h58:37.021000	10:39.986	28.946	37.741	38.388	6	1:45.075
329	19	14h00:22.037000	12:25.002	29.434	37.676	37.906	7	1:45.016
368	19	14h02:06.837000	14:09.802	29.311	37.648	37.841	8	1:44.800
407	19	14h03:52.027000	15:54.992	29.076	38.270	37.844	9	1:45.190
445	19	14h05:36.792000	17:39.757	29.531	37.553	37.681	10	1:44.765
481	19	14h07:21.365000	19:24.330	28.994	37.651	37.928	11	1:44.573
503		14h08:51.854000	20:54.819					FINISH
517	19	14h09:06.441000	21:09.406	29.251	37.880	37.945	12	1:45.076

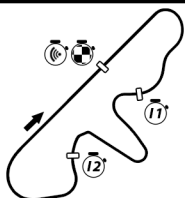
3,800 Km



DIJON-PRENOIS

Seq	Num	Heure Chrono	Heure	Secteur 1	Secteur 2	Secteur 3	Tour	Temps
20 JSB COMPETITION								
4	20	13h28:45.875000	[OUT]					
42		13h47:57.035000						START
46	20	13h48:01.169000	4.134					
89	20	13h49:52.173000	1:55.138	35.252	37.943	37.809	1	1:51.004
129	20	13h51:36.423000	3:39.388	28.997	37.933	37.320	2	1:44.250
168	20	13h53:21.292000	5:24.257	29.055	37.721	38.093	3	1:44.869
206	20	13h55:06.266000	7:09.231	29.247	37.954	37.773	4	1:44.974
245	20	13h56:49.943000	8:52.908	28.800	37.165	37.712	5	1:43.677
284	20	13h58:34.768000	10:37.733	29.538	37.653	37.634	6	1:44.825
323	20	14h00:19.233000	12:22.198	29.095	37.768	37.602	7	1:44.465
362	20	14h02:03.780000	14:06.745	29.021	37.612	37.914	8	1:44.547
401	20	14h03:47.938000	15:50.903	29.029	37.489	37.640	9	1:44.158
438	20	14h05:32.076000	17:35.041	29.029	37.396	37.713	10	1:44.138
475	20	14h07:16.904000	19:19.869	29.423	37.580	37.825	11	1:44.828
503		14h08:51.854000	20:54.819					FINISH
511	20	14h09:01.538000	21:04.503	29.218	37.565	37.851	12	1:44.634

3,800 Km



DIJON-PRENOIS



PEUGEOT SPORT

LES RENCONTRES-

RENCONTRES PEUGEOT SPORT

DIJON-PRENOIS

208 RACING CUP

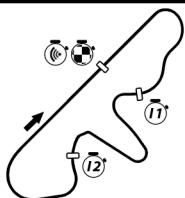
Course 2

Historique

Seq	Num	Heure Chrono	Heure	Secteur 1	Secteur 2	Secteur 3	Tour	Temps
21 DH SPORT								
39	21	13h29:51.247000	[OUT]					
42		13h47:57.035000						START
80	21	13h48:08.091000	11.056					
119	21	13h50:04.108000	2:07.073	35.571	40.174	40.272	1	1:56.017
158	21	13h51:53.445000	3:56.410	30.629	38.787	39.921	2	1:49.337
197	21	13h53:42.412000	5:45.377	30.498	38.729	39.740	3	1:48.967
236	21	13h55:32.106000	7:35.071	31.019	38.996	39.679	4	1:49.694
275	21	13h57:21.000000	9:23.965	30.760	38.730	39.404	5	1:48.894
314	21	13h59:10.062000	11:13.027	31.286	38.833	38.943	6	1:49.062
353	21	14h00:58.909000	13:01.874	30.499	39.178	39.170	7	1:48.847
392	21	14h02:47.943000	14:50.908	30.949	38.963	39.122	8	1:49.034
429	21	14h04:37.846000	16:40.811	30.997	39.127	39.779	9	1:49.903
466	21	14h06:27.437000	18:30.402	31.630	38.829	39.132	10	1:49.591
501	21	14h08:16.022000	20:18.987	30.878	38.613	39.094	11	1:48.585
503		14h08:51.854000	20:54.819					FINISH
537	21	14h10:04.971000	22:07.936	31.292	38.722	38.935	12	1:48.949



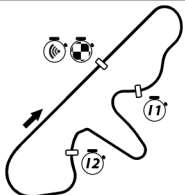
3,800 Km



DIJON-PRENOIS

Seq	Num	Heure Chrono	Heure	Secteur 1	Secteur 2	Secteur 3	Tour	Temps
22 DLMCOMPETITION BY GM SPORT								
15	22	13h29:05.842000	[OUT]					
42		13h47:57.035000						START
56	22	13h48:03.424000	6.389					
96	22	13h49:54.689000	1:57.654	34.737	38.706	37.822	1	1:51.265
136	22	13h51:40.040000	3:43.005	29.645	37.884	37.822	2	1:45.351
175	22	13h53:24.876000	5:27.841	29.152	37.657	38.027	3	1:44.836
214	22	13h55:09.489000	7:12.454	29.108	37.443	38.062	4	1:44.613
253	22	13h56:53.956000	8:56.921	28.952	37.342	38.173	5	1:44.467
292	22	13h58:38.693000	10:41.658	29.432	37.262	38.043	6	1:44.737
332	22	14h00:23.673000	12:26.638	29.382	37.570	38.028	7	1:44.980
372	22	14h02:08.490000	14:11.455	29.227	37.770	37.820	8	1:44.817
412	22	14h03:53.759000	15:56.724	29.281	38.231	37.757	9	1:45.269
450	22	14h05:38.755000	17:41.720	29.377	37.851	37.768	10	1:44.996
485	22	14h07:24.140000	19:27.105	29.322	38.044	38.019	11	1:45.385
503		14h08:51.854000	20:54.819					FINISH
523	22	14h09:09.518000	21:12.483	29.897	37.702	37.779	12	1:45.378

3,800 Km



DIJON-PRENOIS

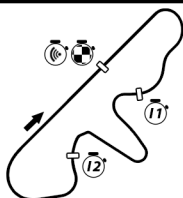


PEUGEOT SPORT
LES RENCONTRES-

RENCONTRES PEUGEOT SPORT
DIJON-PRENOIS
208 RACING CUP
Course 2
Historique

Seq	Num	Heure Chrono	Heure	Secteur 1	Secteur 2	Secteur 3	Tour	Temps
24 JSB COMPETITION								
11	24	13h28:58.340000	[OUT]					
42		13h47:57.035000						START
51	24	13h48:02.493000	5.458					
86	24	13h49:51.017000	1:53.982	33.500	37.898	37.126	1	1:48.524
124	24	13h51:34.983000	3:37.948	29.041	37.624	37.301	2	1:43.966
162	24	13h53:18.873000	5:21.838	28.979	37.399	37.512	3	1:43.890
201	24	13h55:03.775000	7:06.740	29.737	37.577	37.588	4	1:44.902
240	24	13h56:46.697000	8:49.662	28.732	36.866	37.324	5	1:42.922
279	24	13h58:33.451000	10:36.416	30.584	37.743	38.427	6	1:46.754
318	24	14h00:17.152000	12:20.117	29.220	37.036	37.445	7	1:43.701
356	24	14h02:00.376000	14:03.341	28.728	37.069	37.427	8	1:43.224
394	24	14h03:43.569000	15:46.534	28.715	36.988	37.490	9	1:43.193
432	24	14h05:27.268000	17:30.233	28.922	37.101	37.676	10	1:43.699
468	24	14h07:10.662000	19:13.627	28.783	36.924	37.687	11	1:43.394
503		14h08:51.854000	20:54.819					FINISH
504	24	14h08:54.269000	20:57.234	28.821	37.047	37.739	12	1:43.607

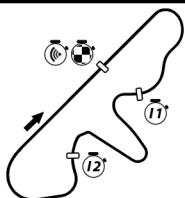
3,800 Km



DIJON-PRENOIS

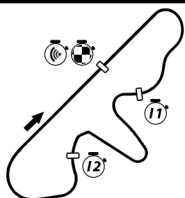
Seq	Num	Heure Chrono	Heure	Secteur 1	Secteur 2	Secteur 3	Tour	Temps
25 JSB COMPÉTITION								
21	25	13h29:15.997000	[OUT]					
42		13h47:57.035000						START
64	25	13h48:05.173000	8.138					
106	25	13h49:58.234000	2:01.199	35.270	39.245	38.546	1	1:53.061
146	25	13h51:45.397000	3:48.362	29.544	38.678	38.941	2	1:47.163
185	25	13h53:30.685000	5:33.650	29.323	38.003	37.962	3	1:45.288
224	25	13h55:15.398000	7:18.363	28.897	37.896	37.920	4	1:44.713
263	25	13h57:00.479000	9:03.444	29.400	37.808	37.873	5	1:45.081
302	25	13h58:45.902000	10:48.867	29.512	37.763	38.148	6	1:45.423
340	25	14h00:30.632000	12:33.597	28.995	37.942	37.793	7	1:44.730
379	25	14h02:15.705000	14:18.670	29.119	37.924	38.030	8	1:45.073
418	25	14h04:01.068000	16:04.033	29.362	37.791	38.210	9	1:45.363
464	25	14h06:04.846000	18:07.811	29.575	37.807	56.396	10	2:03.778
499	25	14h07:50.247000	19:53.212	29.622	37.627	38.152	11	1:45.401
503		14h08:51.854000	20:54.819					FINISH
535	25	14h09:35.467000	21:38.432	29.538	37.641	38.041	12	1:45.220

3,800 Km



DIJON-PRENOIS

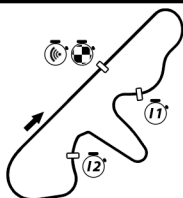
Seq	Num	Heure Chrono	Heure	Secteur 1	Secteur 2	Secteur 3	Tour	Temps
28 NEW TEAM COMPETITION								
16	28	13h29:07.022000	[OUT]					
42		13h47:57.035000						START
58	28	13h48:04.008000	6.973					
94	28	13h49:53.949000	1:56.914	33.629	38.452	37.860	1	1:49.941
133	28	13h51:38.492000	3:41.457	29.649	37.320	37.574	2	1:44.543
172	28	13h53:22.490000	5:25.455	29.207	37.268	37.523	3	1:43.998
211	28	13h55:07.450000	7:10.415	29.401	37.586	37.973	4	1:44.960
251	28	13h56:52.052000	8:55.017	29.428	37.637	37.537	5	1:44.602
287	28	13h58:36.783000	10:39.748	29.033	37.704	37.994	6	1:44.731
327	28	14h00:20.658000	12:23.623	29.183	37.256	37.436	7	1:43.875
366	28	14h02:04.922000	14:07.887	28.825	37.703	37.736	8	1:44.264
405	28	14h03:49.215000	15:52.180	29.039	37.676	37.578	9	1:44.293
442	28	14h05:34.910000	17:37.875	29.145	38.379	38.171	10	1:45.695
478	28	14h07:20.199000	19:23.164	29.690	38.040	37.559	11	1:45.289
503		14h08:51.854000	20:54.819					FINISH
514	28	14h09:05.868000	21:08.833	29.322	37.866	38.481	12	1:45.669



DIJON-PRENOIS

Seq	Num	Heure Chrono	Heure	Secteur 1	Secteur 2	Secteur 3	Tour	Temps
31 HRC								
40	31	13h29:52.226000	[OUT]					
42		13h47:57.035000						START
81	31	13h48:08.336000	11.301					
120	31	13h50:04.646000	2:07.611	36.160	40.265	39.885	1	1:56.310
159	31	13h51:55.453000	3:58.418	31.323	39.243	40.241	2	1:50.807
198	31	13h53:46.250000	5:49.215	31.029	39.402	40.366	3	1:50.797
237	31	13h55:38.231000	7:41.196	31.041	40.231	40.709	4	1:51.981
276	31	13h57:29.829000	9:32.794	31.482	39.488	40.628	5	1:51.598
315	31	13h59:20.384000	11:23.349	31.025	39.354	40.176	6	1:50.555
354	31	14h01:09.788000	13:12.753	30.753	39.031	39.620	7	1:49.404
393	31	14h02:59.618000	15:02.583	30.825	38.982	40.023	8	1:49.830
431	31	14h04:53.316000	16:56.281	30.833	41.935	40.930	9	1:53.698
467	31	14h06:42.577000	18:45.542	30.595	38.996	39.670	10	1:49.261
502	31	14h08:31.750000	20:34.715	30.788	38.751	39.634	11	1:49.173
503		14h08:51.854000	20:54.819					FINISH
538	31	14h10:20.894000	22:23.859	30.241	38.879	40.024	12	1:49.144

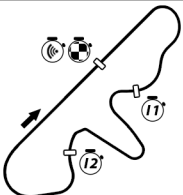
3,800 Km



DIJON-PRENOIS

Seq	Num	Heure Chrono	Heure	Secteur 1	Secteur 2	Secteur 3	Tour	Temps
33 GM SPORT								
35	33	13h29:44.777000	[OUT]					
42		13h47:57.035000						START
77	33	13h48:06.788000	9.753					
114	33	13h50:01.164000	2:04.129	35.675	39.660	39.041	1	1:54.376
152	33	13h51:47.065000	3:50.030	29.606	38.088	38.207	2	1:45.901
189	33	13h53:33.585000	5:36.550	29.817	38.218	38.485	3	1:46.520
230	33	13h55:19.838000	7:22.803	29.901	38.559	37.793	4	1:46.253
269	33	13h57:04.514000	9:07.479	29.199	37.769	37.708	5	1:44.676
309	33	13h58:50.597000	10:53.562	30.692	37.716	37.675	6	1:46.083
348	33	14h00:35.410000	12:38.375	29.241	37.841	37.731	7	1:44.813
386	33	14h02:22.511000	14:25.476	29.389	38.941	38.771	8	1:47.101
422	33	14h04:07.916000	16:10.881	29.160	38.405	37.840	9	1:45.405
459	33	14h05:53.298000	17:56.263	29.188	38.142	38.052	10	1:45.382
493	33	14h07:37.633000	19:40.598	29.131	37.366	37.838	11	1:44.335
503		14h08:51.854000	20:54.819					FINISH
528	33	14h09:21.998000	21:24.963	29.061	37.501	37.803	12	1:44.365

3,800 Km



DIJON-PRENOIS

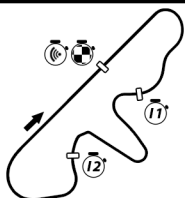


PEUGEOT SPORT
LES RENCONTRES-

RENCONTRES PEUGEOT SPORT
DIJON-PRENOIS
208 RACING CUP
Course 2
Historique

Seq	Num	Heure Chrono	Heure	Secteur 1	Secteur 2	Secteur 3	Tour	Temps
38 TEAM TRAJECTOIRE 87								
20	38	13h29:14.483000	[OUT]					
42		13h47:57.035000						START
61	38	13h48:04.496000	7.461					
100	38	13h49:56.058000	1:59.023	34.674	38.733	38.155	1	1:51.562
140	38	13h51:42.401000	3:45.366	29.830	38.231	38.282	2	1:46.343
181	38	13h53:28.631000	5:31.596	29.503	38.325	38.402	3	1:46.230
222	38	13h55:14.905000	7:17.870	30.053	37.965	38.256	4	1:46.274
261	38	13h56:59.871000	9:02.836	29.143	37.547	38.276	5	1:44.966
300	38	13h58:44.901000	10:47.866	29.202	37.770	38.058	6	1:45.030
339	38	14h00:30.247000	12:33.212	28.936	38.056	38.354	7	1:45.346
378	38	14h02:15.500000	14:18.465	29.219	37.858	38.176	8	1:45.253
417	38	14h04:00.883000	16:03.848	29.323	37.725	38.335	9	1:45.383
455	38	14h05:47.094000	17:50.059	29.503	37.904	38.804	10	1:46.211
490	38	14h07:32.941000	19:35.906	29.330	37.976	38.541	11	1:45.847
503		14h08:51.854000	20:54.819					FINISH
526	38	14h09:19.164000	21:22.129	29.370	38.290	38.563	12	1:46.223

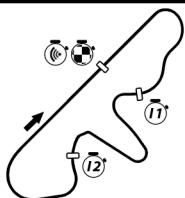
3,800 Km



DIJON-PRENOIS

Seq	Num	Heure Chrono	Heure	Secteur 1	Secteur 2	Secteur 3	Tour	Temps
39 ROPARS RACING TEAM								
31	39	13h29:36.755000	[OUT]					
42		13h47:57.035000						START
73	39	13h48:06.469000	9.434					
115	39	13h50:01.698000	2:04.663	35.872	40.291	39.066	1	1:55.229
153	39	13h51:47.606000	3:50.571	29.470	38.376	38.062	2	1:45.908
191	39	13h53:33.788000	5:36.753	29.690	38.292	38.200	3	1:46.182
228	39	13h55:18.514000	7:21.479	29.119	37.860	37.747	4	1:44.726
267	39	13h57:03.250000	9:06.215	29.077	37.894	37.765	5	1:44.736
306	39	13h58:49.375000	10:52.340	30.289	38.064	37.772	6	1:46.125
345	39	14h00:34.142000	12:37.107	29.134	37.773	37.860	7	1:44.767
384	39	14h02:21.740000	14:24.705	29.324	40.056	38.218	8	1:47.598
421	39	14h04:07.486000	16:10.451	29.357	38.303	38.086	9	1:45.746
458	39	14h05:53.210000	17:56.175	29.292	38.194	38.238	10	1:45.724
494	39	14h07:38.896000	19:41.861	29.748	37.956	37.982	11	1:45.686
503		14h08:51.854000	20:54.819					FINISH
530	39	14h09:23.625000	21:26.590	29.308	37.595	37.826	12	1:44.729

3,800 Km



DIJON-PRENOIS



PEUGEOT SPORT

LES RENCONTRES-

RENCONTRES PEUGEOT SPORT

DIJON-PRENOIS

208 RACING CUP

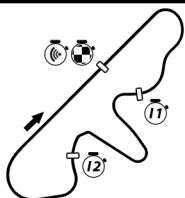
Course 2

Historique

Seq	Num	Heure Chrono	Heure	Secteur 1	Secteur 2	Secteur 3	Tour	Temps
44 JSB								
32	44	13h29:39.546000	[OUT]					
42		13h47:57.035000						START
72	44	13h48:06.174000	9.139					
111	44	13h49:59.936000	2:02.901	35.315	39.370	39.077	1	1:53.762
150	44	13h51:46.538000	3:49.503	29.696	38.258	38.648	2	1:46.602
188	44	13h53:33.053000	5:36.018	29.776	38.409	38.330	3	1:46.515
227	44	13h55:17.678000	7:20.643	29.082	37.775	37.768	4	1:44.625
266	44	13h57:03.124000	9:06.089	29.030	37.840	38.576	5	1:45.446
305	44	13h58:48.549000	10:51.514	29.711	37.783	37.931	6	1:45.425
344	44	14h00:33.593000	12:36.558	28.858	37.725	38.461	7	1:45.044
383	44	14h02:19.800000	14:22.765	29.626	38.360	38.221	8	1:46.207
428	44	14h04:28.349000	[IN] 16:31.314	29.071	51.394	48.084	9	
503		14h08:51.854000	20:54.819					FINISH



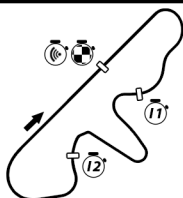
3,800 Km



DIJON-PRENOIS

Seq	Num	Heure Chrono	Heure	Secteur 1	Secteur 2	Secteur 3	Tour	Temps
45 BS RACING								
33	45	13h29:40.748000	[OUT]					
42		13h47:57.035000						START
74	45	13h48:06.524000	9.489					
112	45	13h50:00.399000	2:03.364	35.286	39.459	39.130	1	1:53.875
151	45	13h51:46.807000	3:49.772	30.000	37.968	38.440	2	1:46.408
192	45	13h53:34.009000	5:36.974	30.491	38.733	37.978	3	1:47.202
232	45	13h55:20.871000	7:23.836	30.124	38.465	38.273	4	1:46.862
271	45	13h57:06.087000	9:09.052	29.417	37.715	38.084	5	1:45.216
310	45	13h58:51.864000	10:54.829	30.089	37.605	38.083	6	1:45.777
349	45	14h00:37.104000	12:40.069	29.316	37.646	38.278	7	1:45.240
387	45	14h02:22.868000	14:25.833	29.605	37.772	38.387	8	1:45.764
424	45	14h04:09.263000	16:12.228	29.803	38.587	38.005	9	1:46.395
461	45	14h05:54.336000	17:57.301	29.174	37.888	38.011	10	1:45.073
496	45	14h07:40.271000	19:43.236	29.332	38.533	38.070	11	1:45.935
503		14h08:51.854000	20:54.819					FINISH
532	45	14h09:25.332000	21:28.297	29.267	37.744	38.050	12	1:45.061

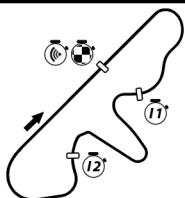
3,800 Km



DIJON-PRENOIS

Seq	Num	Heure Chrono	Heure	Secteur 1	Secteur 2	Secteur 3	Tour	Temps
46 PH RACING								
17	46	13h29:08.731000	[OUT]					
42		13h47:57.035000						START
57	46	13h48:03.649000	6.614					
97	46	13h49:54.727000	1:57.692	34.066	38.038	38.974	1	1:51.078
139	46	13h51:42.189000	3:45.154	29.801	38.956	38.705	2	1:47.462
177	46	13h53:26.572000	5:29.537	29.376	37.386	37.621	3	1:44.383
216	46	13h55:10.356000	7:13.321	28.922	37.225	37.637	4	1:43.784
255	46	13h56:54.586000	8:57.551	29.006	37.347	37.877	5	1:44.230
293	46	13h58:38.825000	10:41.790	29.276	37.138	37.825	6	1:44.239
331	46	14h00:22.628000	12:25.593	28.925	37.214	37.664	7	1:43.803
370	46	14h02:07.434000	14:10.399	29.239	37.772	37.795	8	1:44.806
408	46	14h03:52.159000	15:55.124	28.970	38.046	37.709	9	1:44.725
444	46	14h05:36.439000	17:39.404	29.012	37.334	37.934	10	1:44.280
480	46	14h07:21.009000	19:23.974	28.999	37.694	37.877	11	1:44.570
503		14h08:51.854000	20:54.819					FINISH
516	46	14h09:06.215000	21:09.180	29.073	38.090	38.043	12	1:45.206

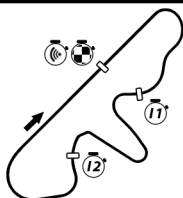
3,800 Km



DIJON-PRENOIS

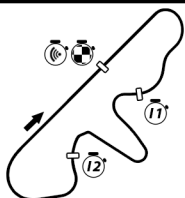
Seq	Num	Heure Chrono	Heure	Secteur 1	Secteur 2	Secteur 3	Tour	Temps
49 VTR								
12	49	13h28:59.793000	[OUT]					
42		13h47:57.035000						START
53	49	13h48:03.133000	6.098					
92	49	13h49:53.786000	1:56.751	33.983	38.076	38.594	1	1:50.653
131	49	13h51:37.803000	3:40.768	29.158	37.209	37.650	2	1:44.017
170	49	13h53:22.147000	5:25.112	28.840	37.231	38.273	3	1:44.344
210	49	13h55:07.353000	7:10.318	29.206	37.964	38.036	4	1:45.206
248	49	13h56:51.271000	8:54.236	28.868	37.321	37.729	5	1:43.918
285	49	13h58:35.219000	10:38.184	28.995	37.230	37.723	6	1:43.948
324	49	14h00:19.547000	12:22.512	28.918	37.824	37.586	7	1:44.328
363	49	14h02:04.142000	14:07.107	28.964	38.078	37.553	8	1:44.595
402	49	14h03:48.281000	15:51.246	28.910	37.520	37.709	9	1:44.139
439	49	14h05:32.318000	17:35.283	29.011	37.369	37.657	10	1:44.037
474	49	14h07:16.774000	19:19.739	28.969	37.591	37.896	11	1:44.456
503		14h08:51.854000	20:54.819					FINISH
510	49	14h09:01.039000	21:04.004	29.133	37.295	37.837	12	1:44.265

3,800 Km



DIJON-PRENOIS

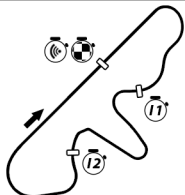
Seq	Num	Heure Chrono	Heure	Secteur 1	Secteur 2	Secteur 3	Tour	Temps
50 GM SPORT								
3	50	13h28:44.570000	[OUT]					
42		13h47:57.035000						START
44	50	13h48:00.508000	3.473					
82	50	13h49:50.385000	1:53.350	34.632	37.303	37.942	1	1:49.877
121	50	13h51:34.583000	3:37.548	29.172	37.070	37.956	2	1:44.198
163	50	13h53:19.299000	5:22.264	29.480	37.558	37.678	3	1:44.716
203	50	13h55:04.124000	7:07.089	28.851	37.841	38.133	4	1:44.825
243	50	13h56:48.068000	8:51.033	29.264	37.151	37.529	5	1:43.944
280	50	13h58:33.472000	10:36.437	29.042	37.952	38.410	6	1:45.404
321	50	14h00:18.520000	12:21.485	29.605	37.716	37.727	7	1:45.048
360	50	14h02:02.528000	14:05.493	28.775	37.222	38.011	8	1:44.008
399	50	14h03:47.084000	15:50.049	28.753	37.762	38.041	9	1:44.556
437	50	14h05:31.201000	17:34.166	29.033	37.491	37.593	10	1:44.117
473	50	14h07:15.541000	19:18.506	29.030	37.617	37.693	11	1:44.340
503		14h08:51.854000	20:54.819					FINISH
508	50	14h08:59.481000	21:02.446	28.920	37.163	37.857	12	1:43.940



DIJON-PRENOIS

Seq	Num	Heure Chrono	Heure	Secteur 1	Secteur 2	Secteur 3	Tour	Temps
51 GPA RACING								
36	51	13h29:45.767000	[OUT]					
42		13h47:57.035000						START
75	51	13h48:06.719000	9.684					
113	51	13h50:01.046000	2:04.011	35.012	39.891	39.424	1	1:54.327
155	51	13h51:48.881000	3:51.846	30.074	39.577	38.184	2	1:47.835
194	51	13h53:34.955000	5:37.920	29.368	38.614	38.092	3	1:46.074
233	51	13h55:21.071000	7:24.036	29.423	38.637	38.056	4	1:46.116
272	51	13h57:06.802000	9:09.767	29.517	38.221	37.993	5	1:45.731
311	51	13h58:52.934000	10:55.899	30.034	37.831	38.267	6	1:46.132
350	51	14h00:38.162000	12:41.127	29.149	37.746	38.333	7	1:45.228
388	51	14h02:23.198000	14:26.163	29.243	37.733	38.060	8	1:45.036
425	51	14h04:10.178000	16:13.143	29.684	38.916	38.380	9	1:46.980
462	51	14h05:54.752000	17:57.717	28.976	37.603	37.995	10	1:44.574
497	51	14h07:40.626000	19:43.591	29.166	38.678	38.030	11	1:45.874
503		14h08:51.854000	20:54.819					FINISH
533	51	14h09:25.809000	21:28.774	29.284	37.968	37.931	12	1:45.183

3,800 Km



DIJON-PRENOIS



PEUGEOT SPORT

LES RENCONTRES-

RENCONTRES PEUGEOT SPORT

DIJON-PRENOIS

208 RACING CUP

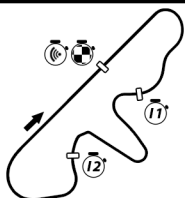
Course 2

Historique

Seq	Num	Heure Chrono	Heure	Secteur 1	Secteur 2	Secteur 3	Tour	Temps
53 JSB COMPETITION								
18	53	13h29:11.994000	[OUT]					
42		13h47:57.035000						START
59	53	13h48:04.240000	7.205					
103	53	13h49:57.033000	1:59.998	34.911	39.626	38.256	1	1:52.793
141	53	13h51:42.607000	3:45.572	29.254	38.047	38.273	2	1:45.574
179	53	13h53:27.383000	5:30.348	29.548	37.806	37.422	3	1:44.776
217	53	13h55:11.158000	7:14.123	28.846	37.460	37.469	4	1:43.775
256	53	13h56:54.829000	8:57.794	28.891	37.457	37.323	5	1:43.671
294	53	13h58:39.261000	10:42.226	29.373	37.653	37.406	6	1:44.432
333	53	14h00:23.798000	12:26.763	29.071	37.746	37.720	7	1:44.537
371	53	14h02:07.702000	14:10.667	28.698	37.679	37.527	8	1:43.904
409	53	14h03:52.535000	15:55.500	29.023	38.381	37.429	9	1:44.833
447	53	14h05:38.019000	17:40.984	29.370	38.459	37.655	10	1:45.484
483	53	14h07:22.120000	19:25.085	28.927	37.611	37.563	11	1:44.101
503		14h08:51.854000	20:54.819					FINISH
518	53	14h09:06.596000	21:09.561	28.914	37.668	37.894	12	1:44.476



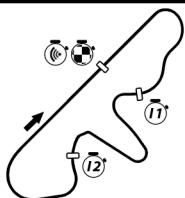
3,800 Km



DIJON-PRENOIS

Seq	Num	Heure Chrono	Heure	Secteur 1	Secteur 2	Secteur 3	Tour	Temps
55 JSB COMPETITION								
13	55	13h29:01.535000	[OUT]					
42		13h47:57.035000						START
54	55	13h48:03.334000	6.299					
91	55	13h49:53.751000	1:56.716	33.912	38.207	38.298	1	1:50.417
132	55	13h51:37.854000	3:40.819	29.492	37.407	37.204	2	1:44.103
169	55	13h53:22.029000	5:24.994	29.042	37.374	37.759	3	1:44.175
209	55	13h55:07.341000	7:10.306	28.957	37.849	38.506	4	1:45.312
249	55	13h56:51.367000	8:54.332	29.179	37.451	37.396	5	1:44.026
286	55	13h58:35.422000	10:38.387	29.199	37.408	37.448	6	1:44.055
325	55	14h00:19.842000	12:22.807	28.987	37.913	37.520	7	1:44.420
364	55	14h02:04.505000	14:07.470	28.897	37.981	37.785	8	1:44.663
403	55	14h03:48.849000	15:51.814	28.883	37.678	37.783	9	1:44.344
441	55	14h05:34.643000	17:37.608	29.022	38.534	38.238	10	1:45.794
477	55	14h07:20.063000	19:23.028	29.749	37.900	37.771	11	1:45.420
503		14h08:51.854000	20:54.819					FINISH
513	55	14h09:05.634000	21:08.599	29.423	37.980	38.168	12	1:45.571

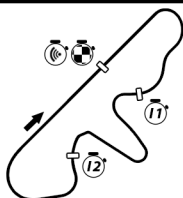
3,800 Km



DIJON-PRENOIS

Seq	Num	Heure Chrono	Heure	Secteur 1	Secteur 2	Secteur 3	Tour	Temps
59 MONTBELIARD								
38	59	13h29:49.055000	[OUT]					
42		13h47:57.035000						START
79	59	13h48:07.280000	10.245					
118	59	13h50:02.657000	2:05.622	35.495	40.428	39.454	1	1:55.377
157	59	13h51:50.060000	3:53.025	29.964	38.912	38.527	2	1:47.403
196	59	13h53:36.004000	5:38.969	29.932	37.956	38.056	3	1:45.944
235	59	13h55:21.905000	7:24.870	29.705	38.053	38.143	4	1:45.901
274	59	13h57:07.775000	9:10.740	29.698	38.101	38.071	5	1:45.870
313	59	13h58:53.739000	10:56.704	30.236	37.821	37.907	6	1:45.964
352	59	14h00:39.010000	12:41.975	29.509	37.855	37.907	7	1:45.271
390	59	14h02:24.559000	14:27.524	29.335	38.282	37.932	8	1:45.549
427	59	14h04:22.738000	16:25.703	29.578	47.603	40.998	9	1:58.179
465	59	14h06:08.741000	18:11.706	29.603	38.072	38.328	10	1:46.003
500	59	14h07:55.378000	19:58.343	29.815	38.195	38.627	11	1:46.637
503		14h08:51.854000	20:54.819					FINISH
536	59	14h09:41.835000	21:44.800	29.962	38.086	38.409	12	1:46.457

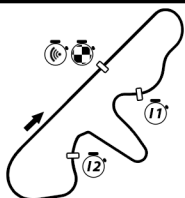
3,800 Km



DIJON-PRENOIS

Seq	Num	Heure Chrono	Heure	Secteur 1	Secteur 2	Secteur 3	Tour	Temps
61 TEAM CDRS								
26	61	13h29:26.701000	[OUT]					
42		13h47:57.035000						START
67	61	13h48:05.640000	8.605					
105	61	13h49:57.853000	2:00.818	34.261	39.122	38.830	1	1:52.213
145	61	13h51:45.254000	3:48.219	29.168	38.980	39.253	2	1:47.401
184	61	13h53:30.114000	5:33.079	29.116	37.576	38.168	3	1:44.860
223	61	13h55:15.170000	7:18.135	29.014	37.959	38.083	4	1:45.056
262	61	13h57:00.336000	9:03.301	29.285	37.699	38.182	5	1:45.166
301	61	13h58:45.750000	10:48.715	29.359	37.882	38.173	6	1:45.414
341	61	14h00:32.502000	12:35.467	29.421	38.890	38.441	7	1:46.752
381	61	14h02:19.071000	14:22.036	30.079	38.268	38.222	8	1:46.569
420	61	14h04:04.574000	16:07.539	29.081	38.044	38.378	9	1:45.503
457	61	14h05:50.154000	17:53.119	29.279	37.955	38.346	10	1:45.580
492	61	14h07:36.110000	19:39.075	29.705	38.052	38.199	11	1:45.956
503		14h08:51.854000	20:54.819					FINISH
529	61	14h09:22.021000	21:24.986	29.494	38.204	38.213	12	1:45.911

3,800 Km



DIJON-PRENOIS



PEUGEOT SPORT

LES RENCONTRES-

RENCONTRES PEUGEOT SPORT

DIJON-PRENOIS

208 RACING CUP

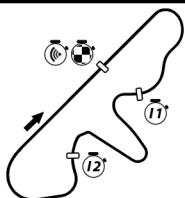
Course 2

Historique

Seq	Num	Heure Chrono	Heure	Secteur 1	Secteur 2	Secteur 3	Tour	Temps
63 TRAJECTOIR 87								
28	63	13h29:30.212000	[OUT]					
42		13h47:57.035000						START
70	63	13h48:06.040000	9.005					
107	63	13h49:58.714000	2:01.679	34.335	39.449	38.890	1	1:52.674
147	63	13h51:45.865000	3:48.830	29.829	38.267	39.055	2	1:47.151
187	63	13h53:31.913000	5:34.878	30.041	37.984	38.023	3	1:46.048
226	63	13h55:16.709000	7:19.674	29.016	37.681	38.099	4	1:44.796
265	63	13h57:01.389000	9:04.354	29.050	37.741	37.889	5	1:44.680
304	63	13h58:46.818000	10:49.783	29.707	37.684	38.038	6	1:45.429
343	63	14h00:32.969000	12:35.934	29.175	38.660	38.316	7	1:46.151
382	63	14h02:19.291000	14:22.256	29.882	38.417	38.023	8	1:46.322
430	63	14h04:51.401000	[IN] 16:54.366	29.343	1:16.927	45.840	9	
503		14h08:51.854000	20:54.819					FINISH



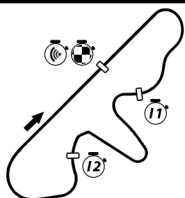
3,800 Km



DIJON-PRENOIS

Seq	Num	Heure Chrono	Heure	Secteur 1	Secteur 2	Secteur 3	Tour	Temps
67 DH SPORT								
24	67	13h29:20.277000	[OUT]					
42		13h47:57.035000						START
63	67	13h48:04.873000	7.838					
104	67	13h49:57.959000	2:00.924	34.932	39.497	38.657	1	1:53.086
143	67	13h51:43.815000	3:46.780	29.349	38.363	38.144	2	1:45.856
183	67	13h53:28.981000	5:31.946	29.256	38.039	37.871	3	1:45.166
221	67	13h55:14.011000	7:16.976	29.551	37.630	37.849	4	1:45.030
259	67	13h56:58.243000	9:01.208	29.033	37.372	37.827	5	1:44.232
298	67	13h58:43.167000	10:46.132	29.525	37.409	37.990	6	1:44.924
337	67	14h00:27.624000	12:30.589	28.980	37.419	38.058	7	1:44.457
376	67	14h02:11.954000	14:14.919	29.023	37.433	37.874	8	1:44.330
415	67	14h03:56.287000	15:59.252	29.111	37.493	37.729	9	1:44.333
453	67	14h05:40.590000	17:43.555	29.023	37.459	37.821	10	1:44.303
488	67	14h07:24.976000	19:27.941	29.120	37.463	37.803	11	1:44.386
503		14h08:51.854000	20:54.819					FINISH
524	67	14h09:09.894000	21:12.859	29.400	37.818	37.700	12	1:44.918

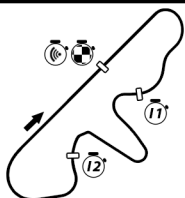
3,800 Km



DIJON-PRENOIS

Seq	Num	Heure Chrono	Heure	Secteur 1	Secteur 2	Secteur 3	Tour	Temps
77 GEDIRACING								
5	77	13h28:47.814000	[OUT]					
42		13h47:57.035000						START
45	77	13h48:01.033000	3.998					
83	77	13h49:50.446000	1:53.411	34.389	37.216	37.808	1	1:49.413
122	77	13h51:34.633000	3:37.598	29.384	37.063	37.740	2	1:44.187
160	77	13h53:18.660000	5:21.625	28.946	37.038	38.043	3	1:44.027
199	77	13h55:02.549000	7:05.514	29.010	37.047	37.832	4	1:43.889
238	77	13h56:46.348000	8:49.313	28.946	36.970	37.883	5	1:43.799
296	77	13h58:41.153000	10:44.118	40.054	37.171	37.580	6	1:54.805
334	77	14h00:25.160000	12:28.125	28.930	37.258	37.819	7	1:44.007
373	77	14h02:08.602000	14:11.567	28.734	37.097	37.611	8	1:43.442
410	77	14h03:53.153000	15:56.118	28.722	38.386	37.443	9	1:44.551
446	77	14h05:37.688000	17:40.653	29.097	37.893	37.545	10	1:44.535
482	77	14h07:21.434000	19:24.399	28.809	37.163	37.774	11	1:43.746
503		14h08:51.854000	20:54.819					FINISH
515	77	14h09:06.076000	21:09.041	28.967	37.571	38.104	12	1:44.642

3,800 Km



DIJON-PRENOIS

Seq	Num	Heure Chrono	Heure	Secteur 1	Secteur 2	Secteur 3	Tour	Temps
88 GM SPORT								
25	88	13h29:23.912000	[OUT]					
42		13h47:57.035000						START
69	88	13h48:05.832000	8.797					
109	88	13h49:59.342000	2:02.307	35.045	39.471	38.994	1	1:53.510
148	88	13h51:46.132000	3:49.097	29.694	38.108	38.988	2	1:46.790
186	88	13h53:31.021000	5:33.986	29.479	37.529	37.881	3	1:44.889
225	88	13h55:15.868000	7:18.833	29.047	37.803	37.997	4	1:44.847
264	88	13h57:01.211000	9:04.176	29.261	37.944	38.138	5	1:45.343
303	88	13h58:46.273000	10:49.238	29.320	37.719	38.023	6	1:45.062
342	88	14h00:32.752000	12:35.717	29.254	38.851	38.374	7	1:46.479
380	88	14h02:18.349000	14:21.314	29.525	37.626	38.446	8	1:45.597
419	88	14h04:03.426000	16:06.391	29.124	37.653	38.300	9	1:45.077
456	88	14h05:49.945000	17:52.910	29.224	37.972	39.323	10	1:46.519
491	88	14h07:35.735000	19:38.700	29.580	37.800	38.410	11	1:45.790
503		14h08:51.854000	20:54.819					FINISH
527	88	14h09:21.054000	21:24.019	29.390	37.541	38.388	12	1:45.319