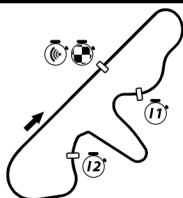


DIJON-PRENOIS

Seq	Num	Heure	Secteur 1	Secteur 2	Secteur 3	Tour	Temps	Pilote
102 TEAM DU LYS								
2								START
24	102	[OUT] 16h35:36.773						GOMES Mikael
83	102	16h38:13.233	49.065	1:00.470	46.925	1		GOMES Mikael
129	102	16h39:59.767	29.915	37.930	38.689	2	1:46.534	GOMES Mikael
174	102	16h41:45.302	29.513	37.663	38.359	3	1:45.535	GOMES Mikael
216	102	16h43:31.539	29.408	38.330	38.499	4	1:46.237	GOMES Mikael
254	102	16h45:17.125	29.271	37.699	38.616	5	1:45.586	GOMES Mikael
305	102	16h47:03.189	29.279	37.799	38.986	6	1:46.064	GOMES Mikael
356	102	16h48:48.836	29.342	37.684	38.621	7	1:45.647	GOMES Mikael
402	102	16h50:35.581	29.539	38.036	39.170	8	1:46.745	GOMES Mikael
611	102	[OUT] 16h58:32.867				8		NOCARD Stephane
613	102	[DRIVER] 3h36:44.008				8		NOCARD Stephane
658	102	17h00:33.343	37.503	43.869	39.104	9		NOCARD Stephane
702	102	17h02:19.247	29.404	37.821	38.679	10	1:45.904	NOCARD Stephane
750	102	17h04:05.242	29.372	38.183	38.440	11	1:45.995	NOCARD Stephane
792	102	17h05:50.453	29.240	37.759	38.212	12	1:45.211	NOCARD Stephane
831	102	17h07:35.852	29.196	37.953	38.250	13	1:45.399	NOCARD Stephane
867	102	17h09:21.152	29.083	37.976	38.241	14	1:45.300	NOCARD Stephane
903	102	[IN] 17h11:06.373	29.148	37.922	38.151	15		NOCARD Stephane
1012	102	[OUT] 17h15:25.926				15	4:19.553	AUGER Gerard
1013	102	[DRIVER] 2h42:02.238				15		AUGER Gerard
1059	102	17h17:22.728	36.132	42.296	38.374	16		AUGER Gerard
1105	102	17h19:09.227	30.008	38.257	38.234	17	1:46.499	AUGER Gerard
1148	102	17h20:54.536	29.467	37.719	38.123	18	1:45.309	AUGER Gerard
1189	102	17h22:40.243	29.574	37.916	38.217	19	1:45.707	AUGER Gerard
1232	102	17h24:25.945	29.301	37.855	38.546	20	1:45.702	AUGER Gerard
1275	102	17h26:11.775	29.427	37.883	38.520	21	1:45.830	AUGER Gerard
1314	102	17h27:57.581	29.368	37.959	38.479	22	1:45.806	AUGER Gerard
1355	102	17h29:43.067	29.412	37.743	38.331	23	1:45.486	AUGER Gerard
1398	102	17h31:29.145	29.501	38.206	38.371	24	1:46.078	AUGER Gerard
1437	102	17h33:15.007	29.388	38.091	38.383	25	1:45.862	AUGER Gerard
1476		1h00:00.163						FINISH
1506	102	[DRIVER] 3h03:23.005				25		AUGER Gerard

3,800 Km



DIJON-PRENOIS



PEUGEOT SPORT

LES RENCONTRES -

RENCONTRES PEUGEOT SPORT

DIJON-PRENOIS

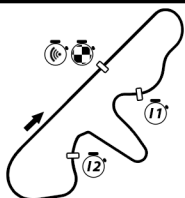
RELAIS 208

Essais Qualificatifs

Historique

Seq	Num	Heure	Secteur 1	Secteur 2	Secteur 3	Tour	Temps	Pilote
109 GM.SPORT								
2								START
36	109	[OUT] 16h35:51.286						FAYE Michel
80	109	16h38:06.974	38.613	52.340	44.735	1		FAYE Michel
125	109	16h39:53.358	30.756	37.955	37.673	2	1:46.384	FAYE Michel
170	109	16h41:37.942	29.240	37.476	37.868	3	1:44.584	FAYE Michel
213	109	16h43:28.520	29.874	41.899	38.805	4	1:50.578	FAYE Michel
250	109	16h45:13.021	29.195	37.415	37.891	5	1:44.501	FAYE Michel
308	109	[IN] 16h47:06.182	32.864	42.026	38.271	6		FAYE Michel
372	109	[OUT] 16h49:23.685				6	2:17.503	NICLOT Franck
373	109	[DRIVER] 3h27:34.679				6		NICLOT Franck
422	109	16h51:18.562	36.515	40.151	38.211	7		NICLOT Franck
468	109	16h53:03.016	29.066	37.377	38.011	8	1:44.454	NICLOT Franck
511	109	16h54:47.512	28.942	37.587	37.967	9	1:44.496	NICLOT Franck
552	109	16h56:31.890	29.105	37.409	37.864	10	1:44.378	NICLOT Franck
616	109	[IN] 16h58:45.081	33.806	52.549	46.836	11		NICLOT Franck
684	109	[OUT] 17h01:43.921				11	2:58.840	FAYE Michel
685	109	[DRIVER] 3h39:55.116				11		FAYE Michel
734	109	17h03:33.808	33.478	37.978	38.431	12		FAYE Michel
775	109	17h05:18.416	29.207	37.447	37.954	13	1:44.608	FAYE Michel
814	109	17h07:03.309	29.074	37.429	38.390	14	1:44.893	FAYE Michel
850	109	17h08:48.008	29.296	37.440	37.963	15	1:44.699	FAYE Michel
890	109	17h10:36.555	30.436	39.721	38.390	16	1:48.547	FAYE Michel
931	109	17h12:21.923	29.417	37.748	38.203	17	1:45.368	FAYE Michel
964	109	[IN] 17h14:07.381	29.559	38.406	37.493	18		FAYE Michel
1030	109	[DRIVER] 2h43:08.600				18		FAYE Michel
1031	109	[OUT] 17h16:32.389				18	2:25.008	NICLOT Franck
1084	109	17h18:32.134	41.106	40.849	37.790	19		NICLOT Franck
1130	109	17h20:24.844	28.951	45.082	38.677	20	1:52.710	NICLOT Franck
1174	109	17h22:10.135	29.308	37.547	38.436	21	1:45.291	NICLOT Franck
1217	109	17h23:56.044	29.572	37.761	38.576	22	1:45.909	NICLOT Franck
1271	109	17h26:01.422	37.781	49.531	38.066	23	2:05.378	NICLOT Franck
1315	109	[IN] 17h27:59.687	30.036	38.855	49.374	24		NICLOT Franck
1476		1h00:00.163						FINISH





DIJON-PRENOIS



PEUGEOT SPORT

LES RENCONTRES-

RENCONTRES PEUGEOT SPORT

DIJON-PRENOIS

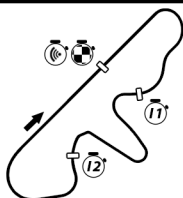
RELAIS 208

Essais Qualificatifs

Historique

Seq	Num	Heure	Secteur 1	Secteur 2	Secteur 3	Tour	Temps	Pilote
113 NEW TEAM COMPETITION								
2								START
11	113	[OUT] 16h35:22.703						LEBRUN Emmanuel
56	113	16h37:28.059	40.520	42.148	42.688	1		LEBRUN Emmanuel
103	113	16h39:18.476	31.604	39.536	39.277	2	1:50.417	LEBRUN Emmanuel
150	113	16h41:07.591	30.316	40.023	38.776	3	1:49.115	LEBRUN Emmanuel
194	113	16h42:55.012	29.867	38.598	38.956	4	1:47.421	LEBRUN Emmanuel
238	113	16h44:42.118	30.177	38.456	38.473	5	1:47.106	LEBRUN Emmanuel
293	113	[IN] 16h46:29.155	30.608	38.873	37.556	6		LEBRUN Emmanuel
358	113	[OUT] 16h48:53.446				6	2:24.291	TISSEAU Pierre
359	113	[DRIVER] 3h27:04.425				6		TISSEAU Pierre
410	113	16h50:48.281	36.708	38.772	39.355	7		TISSEAU Pierre
453	113	16h52:35.123	30.063	38.190	38.589	8	1:46.842	TISSEAU Pierre
500	113	16h54:22.200	29.771	38.385	38.921	9	1:47.077	TISSEAU Pierre
540	113	16h56:08.687	29.499	37.974	39.014	10	1:46.487	TISSEAU Pierre
588	113	16h57:54.556	29.398	37.750	38.721	11	1:45.869	TISSEAU Pierre
638	113	16h59:40.512	29.356	38.043	38.557	12	1:45.956	TISSEAU Pierre
681	113	17h01:26.547	29.324	38.049	38.662	13	1:46.035	TISSEAU Pierre
727	113	17h03:12.860	29.553	38.211	38.549	14	1:46.313	TISSEAU Pierre
763	113	[IN] 17h04:58.873	30.244	38.897	36.872	15		TISSEAU Pierre
816	113	[OUT] 17h07:04.373				15	2:05.500	GAILLOCHET Arnaud
817	113	[DRIVER] 3h45:15.538				15		GAILLOCHET Arnaud
855	113	17h08:58.350	36.023	38.825	39.129	16		GAILLOCHET Arnaud
895	113	17h10:46.382	30.038	38.581	39.413	17	1:48.032	GAILLOCHET Arnaud
936	113	17h12:34.399	30.198	38.601	39.218	18	1:48.017	GAILLOCHET Arnaud
972	113	17h14:22.858	30.110	38.846	39.503	19	1:48.459	GAILLOCHET Arnaud
1024	113	17h16:10.262	29.810	38.544	39.050	20	1:47.404	GAILLOCHET Arnaud
1072	113	17h17:57.954	30.012	38.775	38.905	21	1:47.692	GAILLOCHET Arnaud
1117	113	17h19:45.351	29.843	38.479	39.075	22	1:47.397	GAILLOCHET Arnaud
1159	113	17h21:32.730	29.708	38.355	39.316	23	1:47.379	GAILLOCHET Arnaud
1203	113	[IN] 17h23:18.305	30.161	38.995	36.419	24		GAILLOCHET Arnaud
1265	113	[OUT] 17h25:56.445				24	2:38.140	LEBRUN Emmanuel
1266	113	[DRIVER] 2h52:32.633				24		LEBRUN Emmanuel
1310	113	17h27:52.058	36.933	39.113	39.567	25		LEBRUN Emmanuel
1353	113	17h29:39.895	30.176	38.684	38.977	26	1:47.837	LEBRUN Emmanuel
1397	113	17h31:27.371	29.833	38.927	38.716	27	1:47.476	LEBRUN Emmanuel
1436	113	17h33:14.250	29.759	38.451	38.669	28	1:46.879	LEBRUN Emmanuel
1472	113	17h35:01.819	29.600	39.126	38.843	29	1:47.569	LEBRUN Emmanuel
1476		1h00:00.163						FINISH
1508	113	17h36:49.549	30.162	38.626	38.942	30	1:47.730	LEBRUN Emmanuel

3,800 Km



DIJON-PRENOIS



PEUGEOT SPORT

LES RENCONTRES-

RENCONTRES PEUGEOT SPORT

DIJON-PRENOIS

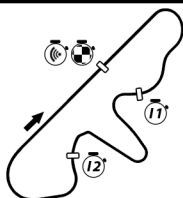
RELAIS 208

Essais Qualificatifs

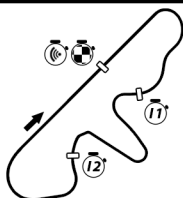
Historique

Seq	Num	Heure	Secteur 1	Secteur 2	Secteur 3	Tour	Temps	Pilote
115 GPA RACING								
2								START
8	115	[OUT] 16h35:19.173						COLNEY Thierry
53	115	16h37:11.626	35.770	38.255	38.428	1		COLNEY Thierry
100	115	16h38:55.564	29.010	37.336	37.592	2	1:43.938	COLNEY Thierry
143	115	16h40:39.896	28.970	37.733	37.629	3	1:44.332	COLNEY Thierry
185	115	16h42:25.254	29.059	37.685	38.614	4	1:45.358	COLNEY Thierry
230	115	16h44:09.468	28.954	37.410	37.850	5	1:44.214	COLNEY Thierry
270	115	16h45:54.084	28.872	37.756	37.988	6	1:44.616	COLNEY Thierry
322	115	16h47:38.613	28.971	37.563	37.995	7	1:44.529	COLNEY Thierry
370	115	16h49:22.964	28.932	37.538	37.881	8	1:44.351	COLNEY Thierry
418	115	16h51:07.449	28.845	37.491	38.149	9	1:44.485	COLNEY Thierry
463	115	[IN] 16h52:50.781	30.471	37.745	35.116	10		COLNEY Thierry
520	115	[OUT] 16h55:02.964				10	2:12.183	ZINGLE Florian
521	115	[DRIVER] 3h33:14.115				10		ZINGLE Florian
566	115	16h56:56.012	35.476	39.081	38.491	11		ZINGLE Florian
614	115	16h58:42.170	29.470	38.105	38.583	12	1:46.158	ZINGLE Florian
656	115	17h00:28.064	29.692	37.812	38.390	13	1:45.894	ZINGLE Florian
700	115	17h02:13.643	29.495	37.978	38.106	14	1:45.579	ZINGLE Florian
749	115	17h04:01.489	29.522	39.559	38.765	15	1:47.846	ZINGLE Florian
790	115	17h05:48.079	29.555	38.929	38.106	16	1:46.590	ZINGLE Florian
829	115	17h07:34.024	29.269	38.417	38.259	17	1:45.945	ZINGLE Florian
866	115	17h09:20.596	29.607	38.200	38.765	18	1:46.572	ZINGLE Florian
904	115	17h11:06.564	29.241	38.131	38.596	19	1:45.968	ZINGLE Florian
945	115	17h12:52.512	29.442	38.414	38.092	20	1:45.948	ZINGLE Florian
975	115	17h14:40.516	29.626	39.756	38.622	21	1:48.004	ZINGLE Florian
1028	115	17h16:26.948	29.305	38.832	38.295	22	1:46.432	ZINGLE Florian
1077	115	17h18:12.545	29.424	38.164	38.009	23	1:45.597	ZINGLE Florian
1120	115	[IN] 17h19:58.096	30.023	39.346	36.182	24		ZINGLE Florian
1172	115	[OUT] 17h22:03.282				24	2:05.186	COLNEY Thierry
1173	115	[DRIVER] 2h48:39.650				24		COLNEY Thierry
1216	115	17h23:52.420	33.344	37.811	37.983	25		COLNEY Thierry
1258	115	17h25:36.873	28.860	37.702	37.891	26	1:44.453	COLNEY Thierry
1298	115	17h27:21.474	29.023	37.540	38.038	27	1:44.601	COLNEY Thierry
1338	115	17h29:06.103	28.980	37.540	38.109	28	1:44.629	COLNEY Thierry
1380	115	17h30:51.044	28.899	37.871	38.171	29	1:44.941	COLNEY Thierry
1422	115	17h32:40.441	29.063	42.202	38.132	30	1:49.397	COLNEY Thierry
1476		1h00:00.163						FINISH
1534	115	[IN] 17h39:55.188	29.004	5:24.374	1:21.369	31		COLNEY Thierry





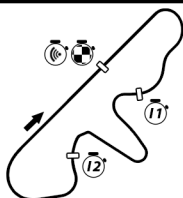
Seq	Num	Heure	Secteur 1	Secteur 2	Secteur 3	Tour	Temps	Pilote
119 MORANDI RACING TEAM								
2								START
45	119	[OUT] 16h36:39.484						
46	119	[DRIVER] 2h03:15.472						MORANDI William
93	119	16h38:49.673	41.433	48.282	40.474	1		MORANDI William
137	119	16h40:33.526	28.898	37.249	37.706	2	1:43.853	MORANDI William
182	119	16h42:18.174	28.908	37.450	38.290	3	1:44.648	MORANDI William
227	119	16h44:02.150	29.188	37.052	37.736	4	1:43.976	MORANDI William
267	119	[IN] 16h45:46.127	29.113	38.043	36.821	5		
461	119	[OUT] 16h52:45.729				5	6:59.602	
462	119	[DRIVER] 3h30:56.830				5		MORANDI Laurent
507	119	16h54:42.331	38.410	40.061	38.131	6		MORANDI Laurent
549	119	16h56:27.036	29.104	37.538	38.063	7	1:44.705	MORANDI Laurent
597	119	16h58:16.761	29.476	41.275	38.974	8	1:49.725	MORANDI Laurent
644	119	17h00:01.324	28.936	37.797	37.830	9	1:44.563	MORANDI Laurent
687	119	17h01:45.980	28.921	37.488	38.247	10	1:44.656	MORANDI Laurent
732	119	17h03:30.633	29.078	37.504	38.071	11	1:44.653	MORANDI Laurent
772	119	[IN] 17h05:13.482	29.062	37.845	35.942	12		
990	119	[OUT] 17h14:59.048				12	9:45.566	
991	119	[DRIVER] 2h41:35.327				12		MORANDI William
1048	119	17h17:06.270	36.652	42.983	47.587	13		MORANDI William
1099	119	17h19:00.808	39.805	37.235	37.498	14	1:54.538	MORANDI William
1138	119	17h20:44.872	28.933	37.447	37.684	15	1:44.064	MORANDI William
1181	119	17h22:30.137	29.690	37.771	37.804	16	1:45.265	MORANDI William
1227	119	17h24:14.798	28.820	38.258	37.583	17	1:44.661	MORANDI William
1268	119	17h25:59.167	29.093	37.498	37.778	18	1:44.369	MORANDI William
1305	119	[IN] 17h27:40.720	29.091	37.324	35.138	19		
1359	119	[OUT] 17h29:53.440				19	2:12.720	
1360	119	[DRIVER] 2h56:29.868				19		MORANDI Laurent
1402	119	17h31:44.458	34.218	38.795	38.005	20		MORANDI Laurent
1443	119	17h33:29.261	29.109	37.652	38.042	21	1:44.803	MORANDI Laurent
1476		1h00:00.163						FINISH
1478	119	17h35:14.258	29.121	37.891	37.985	22	1:44.997	MORANDI Laurent



DIJON-PRENOIS

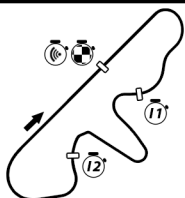
Seq	Num	Heure	Secteur 1	Secteur 2	Secteur 3	Tour	Temps	Pilote
123 AP COMPETITION BY GPA								
	2							START
14	123	[OUT] 16h35:26.225						FINKELSTEIN Alexandre
64	123	16h37:56.726	50.895	57.971	41.635	1		FINKELSTEIN Alexandre
110	123	16h39:39.144	28.426	36.682	37.310	2	1:42.418	FINKELSTEIN Alexandre
155	123	16h41:21.829	28.546	36.801	37.338	3	1:42.685	FINKELSTEIN Alexandre
200	123	[IN] 16h43:16.221	32.079	41.446	40.867	4		FINKELSTEIN Alexandre
283	123	[OUT] 16h46:24.270				4	3:08.049	MONMANEIX Pierre
284	123	[DRIVER] 3h24:35.313				4		MONMANEIX Pierre
341	123	16h48:16.954	35.048	40.032	37.604	5		MONMANEIX Pierre
389	123	16h50:00.541	29.012	37.160	37.415	6	1:43.587	MONMANEIX Pierre
434	123	16h51:43.908	28.789	37.191	37.387	7	1:43.367	MONMANEIX Pierre
480	123	[IN] 16h53:30.590	30.560	39.005	37.117	8		MONMANEIX Pierre
572	123	[OUT] 16h57:06.383				8	3:35.793	MONMANEIX Pierre
573	123	[DRIVER] 3h35:17.452				8		MONMANEIX Pierre
623	123	16h59:01.253	37.978	39.281	37.611	9		MONMANEIX Pierre
664	123	17h00:44.484	28.859	36.993	37.379	10	1:43.231	MONMANEIX Pierre
708	123	17h02:27.624	28.863	36.952	37.325	11	1:43.140	MONMANEIX Pierre
752	123	17h04:10.780	28.816	36.971	37.369	12	1:43.156	MONMANEIX Pierre
794	123	[IN] 17h05:57.654	29.033	39.941	37.900	13		MONMANEIX Pierre
1476		1h00:00.163						FINISH

3,800 Km



DIJON-PRENOIS

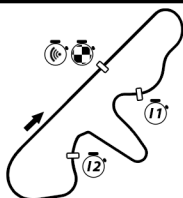
Seq	Num	Heure	Secteur 1	Secteur 2	Secteur 3	Tour	Temps	Pilote
133 AMIS DE LA FORET								
2								START
58	133	[OUT] 16h37:33.103						
59	133	[DRIVER] 2h04:09.099						PREVOST Pierre
107	133	16h39:23.985	34.223	37.733	38.926	1		PREVOST Pierre
151	133	16h41:10.164	29.134	37.417	39.628	2	1:46.179	PREVOST Pierre
195	133	16h42:55.119	29.124	37.533	38.298	3	1:44.955	PREVOST Pierre
237	133	16h44:40.160	28.985	37.498	38.558	4	1:45.041	PREVOST Pierre
292	133	[IN] 16h46:27.293	29.309	37.917	39.907	5		
404	133	[OUT] 16h50:41.475				5	4:14.182	
405	133	[DRIVER] 3h28:52.551				5		IBANEZ Ludovic
451	133	16h52:31.982	34.379	37.989	38.139	6		IBANEZ Ludovic
499	133	16h54:17.101	29.167	37.611	38.341	7	1:45.119	IBANEZ Ludovic
539	133	16h56:01.853	29.014	37.539	38.199	8	1:44.752	IBANEZ Ludovic
586	133	16h57:48.202	30.033	37.761	38.555	9	1:46.349	IBANEZ Ludovic
637	133	16h59:34.022	29.385	37.880	38.555	10	1:45.820	IBANEZ Ludovic
678	133	17h01:19.065	29.007	37.706	38.330	11	1:45.043	IBANEZ Ludovic
725	133	[IN] 17h03:05.977	29.342	38.531	39.039	12		
766	133	[OUT] 17h05:05.440				12	1:59.463	
767	133	[DRIVER] 3h43:16.619				12		IBANEZ Ludovic
810	133	17h06:56.144	35.002	37.802	37.900	13		IBANEZ Ludovic
847	133	17h08:41.625	29.109	37.854	38.518	14	1:45.481	IBANEZ Ludovic
886	133	[IN] 17h10:23.378	29.429	37.958	34.366	15		
941	133	[OUT] 17h12:48.322				15	2:24.944	
942	133	[DRIVER] 3h50:59.534				15		PREVOST Pierre
976	133	17h14:40.997	34.694	39.510	38.471	16		PREVOST Pierre
1027	133	17h16:26.704	29.209	38.116	38.382	17	1:45.707	PREVOST Pierre
1076	133	17h18:11.974	29.121	37.623	38.526	18	1:45.270	PREVOST Pierre
1119	133	17h19:57.207	29.198	37.791	38.244	19	1:45.233	PREVOST Pierre
1162	133	17h21:43.013	29.099	37.933	38.774	20	1:45.806	PREVOST Pierre
1206	133	[IN] 17h23:29.334	29.461	38.086	38.774	21		
1256	133	[OUT] 17h25:36.387				21	2:07.053	
1257	133	[DRIVER] 2h52:12.782				21		PREVOST Pierre
1299	133	17h27:27.004	34.145	37.854	38.618	22		PREVOST Pierre
1342	133	17h29:12.160	29.211	37.608	38.337	23	1:45.156	PREVOST Pierre
1381	133	17h30:57.724	29.152	37.726	38.686	24	1:45.564	PREVOST Pierre
1423	133	[IN] 17h32:49.835	29.415	40.395	42.301	25		
1476		1h00:00.163						FINISH
1523	133	[DRIVER] 3h05:02.290				25		PREVOST Pierre



DIJON-PRENOIS

Seq	Num	Heure	Secteur 1	Secteur 2	Secteur 3	Tour	Temps	Pilote
135 COMTE RACING TEAM								
2								START
43	135	[OUT] 16h36:36.825						
44	135	[DRIVER] 2h03:12.798						COMTE Aurélien
96	135	16h38:52.629	42.669	49.284	43.851	1		COMTE Aurélien
140	135	16h40:35.381	28.373	36.788	37.591	2	1:42.752	COMTE Aurélien
183	135	16h42:18.386	28.702	36.801	37.502	3	1:43.005	COMTE Aurélien
226	135	16h44:01.450	28.606	36.707	37.751	4	1:43.064	COMTE Aurélien
269	135	[IN] 16h45:49.400	30.965	40.065	36.920	5		
345	135	[OUT] 16h48:19.802				5	2:30.402	
346	135	[DRIVER] 3h26:30.851				5		COMTE Calvin
406	135	16h50:42.560	47.177	56.856	38.725	6		COMTE Calvin
448	135	16h52:27.005	29.093	37.273	38.079	7	1:44.445	COMTE Calvin
495	135	16h54:12.066	29.110	37.539	38.412	8	1:45.061	COMTE Calvin
536	135	16h55:56.539	28.936	37.275	38.262	9	1:44.473	COMTE Calvin
585	135	16h57:41.436	29.220	37.267	38.410	10	1:44.897	COMTE Calvin
636	135	16h59:25.749	28.936	37.188	38.189	11	1:44.313	COMTE Calvin
675	135	17h01:09.929	28.980	37.318	37.882	12	1:44.180	COMTE Calvin
726	135	[IN] 17h03:07.652	30.893	43.848	42.982	13		
882	135	[OUT] 17h10:12.023				13	7:04.371	
883	135	[DRIVER] 3h48:23.204				13		COMTE Calvin
938	135	17h12:37.930	50.099	56.214	39.594	14		COMTE Calvin
970	135	17h14:22.287	28.985	37.198	38.174	15	1:44.357	COMTE Calvin
1022	135	17h16:06.431	28.856	37.388	37.900	16	1:44.144	COMTE Calvin
1070	135	17h17:53.294	29.815	38.980	38.068	17	1:46.863	COMTE Calvin
1115	135	17h19:37.224	28.916	37.254	37.760	18	1:43.930	COMTE Calvin
1164	135	17h21:44.419	29.122	45.968	52.105	19	2:07.195	COMTE Calvin
1218	135	17h24:00.601	39.272	58.450	38.460	20	2:16.182	COMTE Calvin
1263	135	17h25:51.756	29.839	43.433	37.883	21	1:51.155	COMTE Calvin
1304	135	17h27:37.913	29.335	38.141	38.681	22	1:46.157	COMTE Calvin
1344	135	17h29:22.442	28.934	37.572	38.023	23	1:44.529	COMTE Calvin
1388	135	17h31:06.527	28.838	37.221	38.026	24	1:44.085	COMTE Calvin
1435	135	[IN] 17h33:12.466	32.268	50.086	43.585	25		
1476		1h00:00.163						FINISH
1527	135	[DRIVER] 3h05:11.971				25		COMTE Calvin

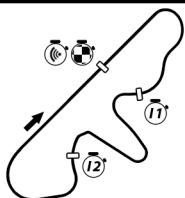
3,800 Km



DIJON-PRENOIS

Seq	Num	Heure	Secteur 1	Secteur 2	Secteur 3	Tour	Temps	Pilote
138 HRC								
	2							START
39	138	[OUT] 16h36:21.186						GUILLOT Marc
88	138	16h38:25.488	35.468	48.415	40.419	1		GUILLOT Marc
131	138	16h40:09.531	28.771	37.209	38.063	2	1:44.043	GUILLOT Marc
176	138	16h41:53.857	28.738	37.008	38.580	3	1:44.326	GUILLOT Marc
219	138	16h43:37.866	28.991	37.095	37.923	4	1:44.009	GUILLOT Marc
258	138	16h45:21.758	28.892	37.147	37.853	5	1:43.892	GUILLOT Marc
309	138	[IN] 16h47:08.269	29.931	39.872	36.708	6		GUILLOT Marc
375	138	[OUT] 16h49:32.081				6	2:23.812	HERRERO Mateo
376	138	[DRIVER] 3h27:43.131				6		HERRERO Mateo
423	138	16h51:21.455	34.286	37.194	37.894	7		HERRERO Mateo
469	138	16h53:04.798	28.773	36.810	37.760	8	1:43.343	HERRERO Mateo
512	138	16h54:48.065	28.722	36.936	37.609	9	1:43.267	HERRERO Mateo
556	138	16h56:38.198	28.952	38.610	42.571	10	1:50.133	HERRERO Mateo
600	138	16h58:22.490	28.926	37.649	37.717	11	1:44.292	HERRERO Mateo
647	138	17h00:06.047	28.951	36.995	37.611	12	1:43.557	HERRERO Mateo
689	138	[IN] 17h01:48.804	28.830	38.157	35.770	13		HERRERO Mateo
747	138	[OUT] 17h04:00.915				13	2:12.111	GUILLOT Marc
748	138	[DRIVER] 3h42:11.922				13		GUILLOT Marc
795	138	17h05:59.743	37.300	41.977	39.551	14		GUILLOT Marc
834	138	17h07:50.358	33.020	38.589	39.006	15	1:50.615	GUILLOT Marc
871	138	17h09:34.790	28.815	37.509	38.108	16	1:44.432	GUILLOT Marc
908	138	17h11:23.358	30.970	38.976	38.622	17	1:48.568	GUILLOT Marc
948	138	17h13:07.624	28.837	37.266	38.163	18	1:44.266	GUILLOT Marc
980	138	17h14:52.024	28.929	37.353	38.118	19	1:44.400	GUILLOT Marc
1033	138	17h16:36.115	28.903	37.350	37.838	20	1:44.091	GUILLOT Marc
1079	138	17h18:19.978	28.832	37.141	37.890	21	1:43.863	GUILLOT Marc
1124	138	17h20:03.963	28.889	37.281	37.815	22	1:43.985	GUILLOT Marc
1165	138	17h21:48.307	28.875	37.532	37.937	23	1:44.344	GUILLOT Marc
1209	138	[IN] 17h23:38.045	31.491	41.936	36.311	24		GUILLOT Marc
1286	138	[DRIVER] 2h53:34.737				24		GUILLOT Marc
1287	138	[OUT] 17h26:58.410				24	3:20.365	GUILLOT Marc
1328	138	17h28:51.972	37.512	37.554	38.496	25		GUILLOT Marc
1371	138	17h30:36.315	29.045	37.305	37.993	26	1:44.343	GUILLOT Marc
1413	138	17h32:21.008	28.886	37.342	38.465	27	1:44.693	GUILLOT Marc
1452	138	17h34:05.360	28.980	37.359	38.013	28	1:44.352	GUILLOT Marc
1476		1h00:00.163						FINISH
1489	138	[IN] 17h36:01.139	32.193	41.829	41.757	29		GUILLOT Marc

3,800 Km



DIJON-PRENOIS



PEUGEOT SPORT

LES RENCONTRES-

RENCONTRES PEUGEOT SPORT

DIJON-PRENOIS

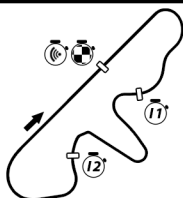
RELAIS 208

Essais Qualitatifs

Historique

Seq	Num	Heure	Secteur 1	Secteur 2	Secteur 3	Tour	Temps	Pilote
154 FG SPORT BY POISSY								
2								START
5	154	[OUT] 16h35:15.877						GEHIN Sebastien
51	154	16h37:10.143	37.770	38.443	38.053	1		GEHIN Sebastien
97	154	16h38:53.306	28.772	36.877	37.514	2	1:43.163	GEHIN Sebastien
138	154	[IN] 16h40:34.447	28.668	37.508	34.965	3		GEHIN Sebastien
239	154	[OUT] 16h44:43.096				3	4:08.649	FLEURANCE Marc
240	154	[DRIVER] 3h22:53.968				3		FLEURANCE Marc
295	154	16h46:39.078	38.793	38.242	38.947	4		FLEURANCE Marc
347	154	16h48:22.743	28.786	37.210	37.669	5	1:43.665	FLEURANCE Marc
393	154	16h50:06.345	28.796	36.984	37.822	6	1:43.602	FLEURANCE Marc
442	154	16h52:02.242	31.951	45.394	38.552	7	1:55.897	FLEURANCE Marc
486	154	16h53:45.825	28.646	36.965	37.972	8	1:43.583	FLEURANCE Marc
527	154	16h55:35.736	31.266	39.784	38.861	9	1:49.911	FLEURANCE Marc
577	154	16h57:20.729	29.534	37.428	38.031	10	1:44.993	FLEURANCE Marc
625	154	16h59:03.983	28.678	36.977	37.599	11	1:43.254	FLEURANCE Marc
666	154	[IN] 17h00:48.090	29.875	38.202	36.030	12		FLEURANCE Marc
1476		1h00:00.163						FINISH

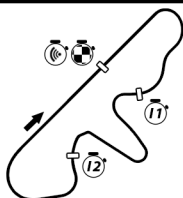




DIJON-PRENOIS

Seq	Num	Heure	Secteur 1	Secteur 2	Secteur 3	Tour	Temps	Pilote
158 JEANPAT RACING								
2								START
91	158	[OUT] 16h38:48.675						
92	158	[DRIVER] 3h16:59.655						ANDRES Denis
147	158	16h40:51.934	43.350	41.744	38.165	1		ANDRES Denis
191	158	16h42:35.985	29.118	37.029	37.904	2	1:44.051	ANDRES Denis
234	158	16h44:19.998	28.983	36.912	38.118	3	1:44.013	ANDRES Denis
276	158	16h46:03.936	28.946	37.158	37.834	4	1:43.938	ANDRES Denis
334	158	16h47:48.172	28.878	37.384	37.974	5	1:44.236	ANDRES Denis
378	158	[IN] 16h49:35.513	28.927	37.934	40.480	6		
470	158	[OUT] 16h53:05.936				6	3:30.423	
471	158	[DRIVER] 3h31:17.024				6		RACZYNSKI Jean Patrice
516	158	16h55:00.017	37.430	37.912	38.739	7		RACZYNSKI Jean Patrice
560	158	16h56:45.492	29.086	37.979	38.410	8	1:45.475	RACZYNSKI Jean Patrice
609	158	16h58:31.241	29.179	37.487	39.083	9	1:45.749	RACZYNSKI Jean Patrice
652	158	17h00:16.412	29.169	37.681	38.321	10	1:45.171	RACZYNSKI Jean Patrice
697	158	17h02:01.422	29.316	37.650	38.044	11	1:45.010	RACZYNSKI Jean Patrice
739	158	17h03:45.791	29.122	37.279	37.968	12	1:44.369	RACZYNSKI Jean Patrice
779	158	17h05:30.413	29.040	37.431	38.151	13	1:44.622	RACZYNSKI Jean Patrice
821	158	17h07:15.456	29.152	37.622	38.269	14	1:45.043	RACZYNSKI Jean Patrice
856	158	17h09:00.727	29.140	37.855	38.276	15	1:45.271	RACZYNSKI Jean Patrice
900	158	[IN] 17h10:57.695	31.989	41.785	43.194	16		
986	158	[OUT] 17h14:56.284				16	3:58.589	
987	158	[DRIVER] 2h41:32.563				16		ANDRES Denis
1040	158	17h16:50.520	36.154	39.971	38.111	17		ANDRES Denis
1085	158	17h18:35.003	28.950	37.515	38.018	18	1:44.483	ANDRES Denis
1129	158	17h20:19.132	28.813	37.386	37.930	19	1:44.129	ANDRES Denis
1171	158	17h22:03.190	28.905	37.356	37.797	20	1:44.058	ANDRES Denis
1215	158	17h23:47.581	29.076	37.307	38.008	21	1:44.391	ANDRES Denis
1255	158	[IN] 17h25:34.440	29.071	38.173	39.615	22		
1321	158	[OUT] 17h28:17.564				22	2:43.124	
1322	158	[DRIVER] 2h54:54.004				22		RACZYNSKI Jean Patrice
1364	158	17h30:08.543	34.443	38.148	38.388	23		RACZYNSKI Jean Patrice
1405	158	17h31:54.024	29.423	37.829	38.229	24	1:45.481	RACZYNSKI Jean Patrice
1445	158	17h33:38.673	29.150	37.331	38.168	25	1:44.649	RACZYNSKI Jean Patrice
1476		1h00:00.163						FINISH
1480	158	17h35:23.610	29.111	37.528	38.298	26	1:44.937	RACZYNSKI Jean Patrice

3,800 Km



DIJON-PRENOIS



PEUGEOT SPORT

LES RENCONTRES -

RENCONTRES PEUGEOT SPORT

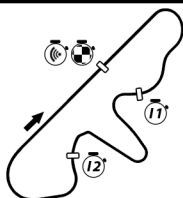
DIJON-PRENOIS

RELAIS 208

Essais Qualificatifs

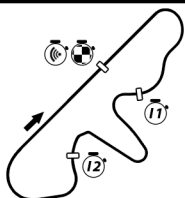
Historique

Seq	Num	Heure	Secteur 1	Secteur 2	Secteur 3	Tour	Temps	Pilote
161 TEAM CDRS								
2								START
42	161	[OUT] 16h36:25.202						GALLI Jean-jacques
90	161	16h38:27.789	37.291	40.273	45.023	1		GALLI Jean-jacques
135	161	16h40:18.715	32.274	40.048	38.604	2	1:50.926	GALLI Jean-jacques
180	161	16h42:03.407	29.131	37.372	38.189	3	1:44.692	GALLI Jean-jacques
224	161	16h43:48.307	29.178	37.367	38.355	4	1:44.900	GALLI Jean-jacques
263	161	16h45:33.075	28.967	37.635	38.166	5	1:44.768	GALLI Jean-jacques
317	161	16h47:18.789	29.093	37.954	38.667	6	1:45.714	GALLI Jean-jacques
363	161	16h49:04.051	29.097	37.678	38.487	7	1:45.262	GALLI Jean-jacques
411	161	16h50:49.145	29.387	37.577	38.130	8	1:45.094	GALLI Jean-jacques
454	161	[IN] 16h52:35.384	29.556	38.131	38.552	9		GALLI Jean-jacques
532	161	[DRIVER] 3h33:53.922				9		GALLI Jean-jacques
533	161	[OUT] 16h55:42.818				9	3:07.434	ISAAC Christophe
583	161	16h57:33.084	34.493	37.597	38.176	10		ISAAC Christophe
633	161	16h59:19.005	29.769	37.806	38.346	11	1:45.921	ISAAC Christophe
671	161	17h01:04.723	29.443	37.909	38.366	12	1:45.718	ISAAC Christophe
717	161	17h02:49.780	29.334	37.552	38.171	13	1:45.057	ISAAC Christophe
760	161	17h04:34.280	28.994	37.461	38.045	14	1:44.500	ISAAC Christophe
804	161	17h06:19.333	29.163	37.800	38.090	15	1:45.053	ISAAC Christophe
840	161	17h08:04.702	29.293	37.689	38.387	16	1:45.369	ISAAC Christophe
880	161	17h09:50.154	29.134	37.817	38.501	17	1:45.452	ISAAC Christophe
924	161	[IN] 17h11:42.633	29.312	39.290	43.877	18		ISAAC Christophe
994	161	[OUT] 17h15:06.879				18	3:24.246	GALLI Jean-jacques
995	161	[DRIVER] 2h41:43.160				18		GALLI Jean-jacques
1046	161	17h17:01.068	37.365	37.979	38.845	19		GALLI Jean-jacques
1092	161	17h18:45.922	29.162	37.770	37.922	20	1:44.854	GALLI Jean-jacques
1131	161	17h20:31.495	29.186	37.844	38.543	21	1:45.573	GALLI Jean-jacques
1176	161	17h22:17.869	29.836	38.094	38.444	22	1:46.374	GALLI Jean-jacques
1223	161	17h24:09.640	35.035	38.442	38.294	23	1:51.771	GALLI Jean-jacques
1264	161	17h25:55.213	29.302	37.842	38.429	24	1:45.573	GALLI Jean-jacques
1306	161	17h27:40.843	29.161	37.912	38.557	25	1:45.630	GALLI Jean-jacques
1348	161	17h29:26.582	29.149	38.140	38.450	26	1:45.739	GALLI Jean-jacques
1391	161	17h31:12.343	29.191	38.336	38.234	27	1:45.761	GALLI Jean-jacques
1428	161	17h32:59.675	29.882	39.016	38.434	28	1:47.332	GALLI Jean-jacques
1469	161	17h34:51.315	32.902	40.478	38.260	29	1:51.640	GALLI Jean-jacques
1476		1h00:00.163						FINISH
1502	161	[IN] 17h36:37.519	29.078	38.073	39.053	30		GALLI Jean-jacques



Seq	Num	Heure	Secteur 1	Secteur 2	Secteur 3	Tour	Temps	Pilote
168 DH SPORT								
2								START
30	168	[OUT] 16h35:45.243						HERNANDEZ Hugo
78	168	16h38:05.031	43.386	53.069	43.333	1		HERNANDEZ Hugo
127	168	16h39:56.797	31.307	42.399	38.060	2	1:51.766	HERNANDEZ Hugo
172	168	16h41:40.688	28.875	37.241	37.775	3	1:43.891	HERNANDEZ Hugo
215	168	[IN] 16h43:30.884	28.891	44.743	36.562	4		HERNANDEZ Hugo
265	168	[OUT] 16h45:42.711				4	2:11.827	WALCH Michel
266	168	[DRIVER] 3h23:53.694				4		WALCH Michel
323	168	16h47:39.241	40.823	37.874	37.833	5		WALCH Michel
371	168	16h49:23.283	28.777	37.434	37.831	6	1:44.042	WALCH Michel
419	168	16h51:07.513	28.797	37.481	37.952	7	1:44.230	WALCH Michel
464	168	16h52:51.874	28.905	37.294	38.162	8	1:44.361	WALCH Michel
505	168	16h54:36.722	29.001	37.652	38.195	9	1:44.848	WALCH Michel
545	168	[IN] 16h56:23.091	32.267	39.172	34.930	10		WALCH Michel
607	168	[OUT] 16h58:29.858				10	2:06.767	DERUE Michel
608	168	[DRIVER] 3h36:40.971				10		DERUE Michel
655	168	17h00:25.089	36.161	39.754	39.316	11		DERUE Michel
699	168	17h02:12.676	30.161	39.028	38.398	12	1:47.587	DERUE Michel
745	168	17h04:00.055	30.019	39.113	38.247	13	1:47.379	DERUE Michel
789	168	17h05:47.854	30.374	38.957	38.468	14	1:47.799	DERUE Michel
830	168	17h07:35.688	30.490	38.853	38.491	15	1:47.834	DERUE Michel
868	168	17h09:22.939	30.468	38.578	38.205	16	1:47.251	DERUE Michel
906	168	17h11:10.722	29.921	38.953	38.909	17	1:47.783	DERUE Michel
947	168	[IN] 17h13:03.947	31.703	39.345	42.177	18		DERUE Michel
1010	168	[OUT] 17h15:21.752				18	2:17.805	DERUE Michel
1011	168	[DRIVER] 2h41:58.148				18		DERUE Michel
1055	168	17h17:18.305	35.888	42.475	38.190	19		DERUE Michel
1101	168	17h19:03.736	29.460	37.729	38.242	20	1:45.431	DERUE Michel
1143	168	17h20:49.279	28.955	37.776	38.812	21	1:45.543	DERUE Michel
1185	168	17h22:34.758	29.346	37.742	38.391	22	1:45.479	DERUE Michel
1229	168	17h24:20.611	29.238	38.087	38.528	23	1:45.853	DERUE Michel
1273	168	17h26:06.133	29.149	38.074	38.299	24	1:45.522	DERUE Michel
1311	168	[IN] 17h27:53.486	29.145	38.280	39.928	25		DERUE Michel
1366	168	[OUT] 17h30:09.608				25	2:16.122	DERUE Michel
1367	168	[DRIVER] 2h56:45.988				25		DERUE Michel
1412	168	17h32:01.006	35.573	37.838	37.987	26		DERUE Michel
1448	168	17h33:47.959	30.524	38.098	38.331	27	1:46.953	DERUE Michel
1476		1h00:00.163						FINISH
1482	168	17h35:33.827	29.370	37.878	38.620	28	1:45.868	DERUE Michel

3,800 Km



DIJON-PRENOIS



PEUGEOT SPORT

LES RENCONTRES -

RENCONTRES PEUGEOT SPORT

DIJON-PRENOIS

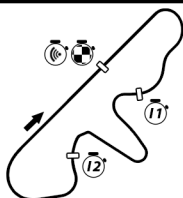
RELAIS 208

Essais Qualificatifs

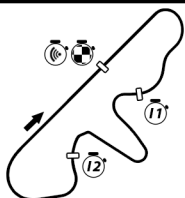
Historique

Seq	Num	Heure	Secteur 1	Secteur 2	Secteur 3	Tour	Temps	Pilote
169 TEAM VILLEFRANCHE								
2								START
6	169	[OUT] 16h35:17.207						FLOS Claude
54	169	16h37:12.166	37.124	39.414	38.421	1		FLOS Claude
101	169	16h38:57.175	29.103	37.576	38.330	2	1:45.009	FLOS Claude
146	169	16h40:42.439	29.684	37.487	38.093	3	1:45.264	FLOS Claude
189	169	16h42:27.457	29.215	37.665	38.138	4	1:45.018	FLOS Claude
232	169	16h44:12.556	29.262	37.550	38.287	5	1:45.099	FLOS Claude
273	169	16h45:58.425	29.299	37.733	38.837	6	1:45.869	FLOS Claude
324	169	[IN] 16h47:43.056	29.564	38.587	36.480	7		FLOS Claude
385	169	[OUT] 16h49:52.562				7	2:09.506	RAGA Laurent
386	169	[DRIVER] 3h28:03.632				7		RAGA Laurent
436	169	16h51:46.630	35.230	40.577	38.261	8		RAGA Laurent
484	169	16h53:33.802	29.231	39.305	38.636	9	1:47.172	RAGA Laurent
525	169	16h55:19.088	29.502	37.554	38.230	10	1:45.286	RAGA Laurent
569	169	16h57:04.693	29.241	37.862	38.502	11	1:45.605	RAGA Laurent
619	169	16h58:49.682	29.293	37.657	38.039	12	1:44.989	RAGA Laurent
660	169	[IN] 17h00:38.346	30.336	38.866	39.462	13		RAGA Laurent
721	169	[OUT] 17h02:57.523				13	2:19.177	ROUSEAU Jean Pierre
722	169	[DRIVER] 3h41:08.712				13		ROUSEAU Jean Pierre
764	169	17h05:00.105	44.921	39.095	38.566	14		ROUSEAU Jean Pierre
807	169	17h06:46.910	29.673	38.382	38.750	15	1:46.805	ROUSEAU Jean Pierre
844	169	17h08:33.395	29.878	37.834	38.773	16	1:46.485	ROUSEAU Jean Pierre
884	169	17h10:20.029	29.816	38.055	38.763	17	1:46.634	ROUSEAU Jean Pierre
926	169	17h12:05.973	29.596	37.906	38.442	18	1:45.944	ROUSEAU Jean Pierre
962	169	17h13:52.259	29.516	38.027	38.743	19	1:46.286	ROUSEAU Jean Pierre
1016	169	17h15:38.310	29.766	37.688	38.597	20	1:46.051	ROUSEAU Jean Pierre
1061	169	17h17:24.558	29.776	38.017	38.455	21	1:46.248	ROUSEAU Jean Pierre
1106	169	17h19:12.724	29.857	38.580	39.729	22	1:48.166	ROUSEAU Jean Pierre
1149	169	17h20:58.571	29.532	37.911	38.404	23	1:45.847	ROUSEAU Jean Pierre
1190	169	17h22:44.716	29.847	38.120	38.178	24	1:46.145	ROUSEAU Jean Pierre
1233	169	17h24:30.698	29.392	37.935	38.655	25	1:45.982	ROUSEAU Jean Pierre
1276	169	17h26:16.486	29.279	38.139	38.370	26	1:45.788	ROUSEAU Jean Pierre
1316	169	17h28:02.128	29.361	37.831	38.450	27	1:45.642	ROUSEAU Jean Pierre
1358	169	17h29:48.076	29.445	37.951	38.552	28	1:45.948	ROUSEAU Jean Pierre
1400	169	17h31:33.755	29.374	37.840	38.465	29	1:45.679	ROUSEAU Jean Pierre
1439	169	17h33:19.732	29.676	37.955	38.346	30	1:45.977	ROUSEAU Jean Pierre
1474	169	17h35:05.648	29.451	37.944	38.521	31	1:45.916	ROUSEAU Jean Pierre
1476		1h00:00.163						FINISH
1509	169	17h36:52.150	29.696	38.273	38.533	32	1:46.502	ROUSEAU Jean Pierre





Seq	Num	Heure	Secteur 1	Secteur 2	Secteur 3	Tour	Temps	Pilote
173 SAVOIE COMPET BY GM SPORT								
2								
								START
35	173	[OUT] 16h35:50.346						GIRARD Pascal
75	173	16h38:04.591	38.521	51.452	44.272	1		GIRARD Pascal
120	173	16h39:48.189	28.982	37.102	37.514	2	1:43.598	GIRARD Pascal
163	173	16h41:32.862	28.783	38.001	37.889	3	1:44.673	GIRARD Pascal
211	173	[IN] 16h43:24.173	33.466	40.366	37.479	4		GIRARD Pascal
260	173	[OUT] 16h45:30.072				4	2:05.899	LEFRANCOIS Manuel
261	173	[DRIVER] 3h23:41.122				4		LEFRANCOIS Manuel
320	173	16h47:22.254	34.640	38.372	39.170	5		LEFRANCOIS Manuel
364	173	16h49:08.916	29.491	38.073	39.098	6	1:46.662	LEFRANCOIS Manuel
412	173	16h50:54.844	29.362	37.712	38.854	7	1:45.928	LEFRANCOIS Manuel
458	173	16h52:41.979	29.844	37.892	39.399	8	1:47.135	LEFRANCOIS Manuel
504	173	16h54:32.503	30.972	40.423	39.129	9	1:50.524	LEFRANCOIS Manuel
544	173	16h56:18.669	29.374	37.691	39.101	10	1:46.166	LEFRANCOIS Manuel
591	173	16h58:05.188	29.592	37.783	39.144	11	1:46.519	LEFRANCOIS Manuel
639	173	[IN] 16h59:53.062	30.945	38.941	37.988	12		LEFRANCOIS Manuel
695	173	[OUT] 17h02:00.119				12	2:07.057	PEREZ Nicolas
696	173	[DRIVER] 3h40:11.231				12		PEREZ Nicolas
742	173	17h03:54.626	35.894	38.771	39.842	13		PEREZ Nicolas
786	173	17h05:41.386	29.819	37.900	39.041	14	1:46.760	PEREZ Nicolas
826	173	17h07:28.018	30.014	37.966	38.652	15	1:46.632	PEREZ Nicolas
861	173	17h09:14.274	29.527	37.860	38.869	16	1:46.256	PEREZ Nicolas
905	173	17h11:08.031	29.536	41.455	42.766	17	1:53.757	PEREZ Nicolas
952	173	17h13:11.483	36.900	44.817	41.735	18	2:03.452	PEREZ Nicolas
988	173	17h14:57.133	29.539	37.644	38.467	19	1:45.650	PEREZ Nicolas
1035	173	17h16:43.116	29.604	37.940	38.439	20	1:45.983	PEREZ Nicolas
1086	173	[IN] 17h18:35.370	30.876	41.490	39.888	21		PEREZ Nicolas
1160	173	[OUT] 17h21:38.642				21	3:03.272	LEFRANCOIS Manuel
1161	173	[DRIVER] 2h48:15.010				21		LEFRANCOIS Manuel
1210	173	17h23:38.669	37.418	42.746	39.863	22		LEFRANCOIS Manuel
1248	173	17h25:24.112	29.188	37.815	38.440	23	1:45.443	LEFRANCOIS Manuel
1291	173	17h27:10.238	29.351	37.754	39.021	24	1:46.126	LEFRANCOIS Manuel
1335	173	17h28:58.575	30.384	39.462	38.491	25	1:48.337	LEFRANCOIS Manuel
1378	173	17h30:45.585	30.146	38.374	38.490	26	1:47.010	LEFRANCOIS Manuel
1419	173	17h32:31.932	29.744	38.068	38.535	27	1:46.347	LEFRANCOIS Manuel
1456	173	17h34:18.353	29.529	37.725	39.167	28	1:46.421	LEFRANCOIS Manuel
1476		1h00:00.163						FINISH
1490	173	[IN] 17h36:10.259	30.392	38.723	42.791	29		LEFRANCOIS Manuel

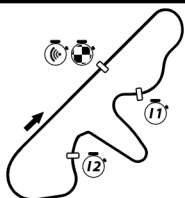


DIJON-PRENOIS



Seq	Num	Heure	Secteur 1	Secteur 2	Secteur 3	Tour	Temps	Pilote
178 SITE DE POISSY								
2								START
3	178	[OUT] 16h35:13.293						TREMBLAY Vincent
50	178	16h37:10.012	38.274	39.052	39.393	1		TREMBLAY Vincent
99	178	16h38:55.452	29.704	37.461	38.275	2	1:45.440	TREMBLAY Vincent
144	178	16h40:41.019	29.449	37.750	38.368	3	1:45.567	TREMBLAY Vincent
190	178	16h42:29.068	31.342	37.913	38.794	4	1:48.049	TREMBLAY Vincent
233	178	16h44:15.767	29.477	38.181	39.041	5	1:46.699	TREMBLAY Vincent
275	178	16h46:02.783	29.570	38.209	39.237	6	1:47.016	TREMBLAY Vincent
335	178	16h47:49.543	29.570	38.482	38.708	7	1:46.760	TREMBLAY Vincent
379	178	16h49:35.681	29.227	37.901	39.010	8	1:46.138	TREMBLAY Vincent
424	178	16h51:23.009	29.746	38.879	38.703	9	1:47.328	TREMBLAY Vincent
472	178	16h53:09.491	29.544	37.977	38.961	10	1:46.482	TREMBLAY Vincent
514	178	16h54:56.157	29.830	38.003	38.833	11	1:46.666	TREMBLAY Vincent
558	178	16h56:42.950	29.453	38.340	39.000	12	1:46.793	TREMBLAY Vincent
610	178	[IN] 16h58:31.785	29.585	38.066	41.184	13		TREMBLAY Vincent
661	178	[OUT] 17h00:38.640				13	2:06.855	BEGUIN Patrick
662	178	[DRIVER] 3h38:49.754				13		BEGUIN Patrick
712	178	17h02:34.272	36.178	39.979	39.475	14		BEGUIN Patrick
756	178	17h04:22.171	29.842	38.887	39.170	15	1:47.899	BEGUIN Patrick
802	178	17h06:11.535	30.596	38.887	39.881	16	1:49.364	BEGUIN Patrick
839	178	17h07:59.581	29.976	38.642	39.428	17	1:48.046	BEGUIN Patrick
879	178	17h09:47.189	29.672	38.540	39.396	18	1:47.608	BEGUIN Patrick
920	178	17h11:35.499	29.867	38.595	39.848	19	1:48.310	BEGUIN Patrick
956	178	17h13:23.715	30.074	38.640	39.502	20	1:48.216	BEGUIN Patrick
997	178	17h15:12.396	30.468	38.943	39.270	21	1:48.681	BEGUIN Patrick
1045	178	17h17:00.588	30.661	38.529	39.002	22	1:48.192	BEGUIN Patrick
1094	178	17h18:49.655	31.257	38.880	38.930	23	1:49.067	BEGUIN Patrick
1136	178	17h20:37.140	29.433	39.013	39.039	24	1:47.485	BEGUIN Patrick
1180	178	17h22:24.858	29.558	38.607	39.553	25	1:47.718	BEGUIN Patrick
1224	178	17h24:12.703	30.070	38.550	39.225	26	1:47.845	BEGUIN Patrick
1272	178	17h26:04.176	29.858	41.941	39.674	27	1:51.473	BEGUIN Patrick
1312	178	17h27:54.748	29.805	39.170	41.597	28	1:50.572	BEGUIN Patrick
1354	178	17h29:42.361	29.999	38.417	39.197	29	1:47.613	BEGUIN Patrick
1399	178	17h31:30.593	29.697	39.143	39.392	30	1:48.232	BEGUIN Patrick
1438	178	17h33:17.450	29.629	38.175	39.053	31	1:46.857	BEGUIN Patrick
1473	178	17h35:05.409	29.440	38.552	39.967	32	1:47.959	BEGUIN Patrick
1476		1h00:00.163						FINISH
1516	178	[IN] 17h37:37.348	30.539	1:05.114	56.286	33		BEGUIN Patrick

3,800 Km



DIJON-PRENOIS



PEUGEOT SPORT

LES RENCONTRES -

RENCONTRES PEUGEOT SPORT

DIJON-PRENOIS

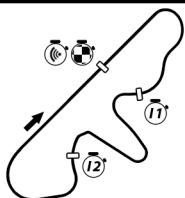
RELAIS 208

Essais Qualificatifs

Historique

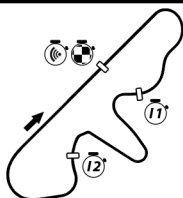
Seq	Num	Heure	Secteur 1	Secteur 2	Secteur 3	Tour	Temps	Pilote
180 SRC								
2								START
37	180	[OUT] 16h35:55.936						SALIN Maxim
85	180	16h38:21.788	38.352	54.628	52.872	1		SALIN Maxim
134	180	16h40:14.663	34.849	39.575	38.451	2	1:52.875	SALIN Maxim
179	180	16h41:59.584	29.015	37.515	38.391	3	1:44.921	SALIN Maxim
223	180	16h43:45.045	29.118	37.613	38.730	4	1:45.461	SALIN Maxim
262	180	16h45:30.679	29.441	37.798	38.395	5	1:45.634	SALIN Maxim
314	180	16h47:16.568	29.270	37.724	38.895	6	1:45.889	SALIN Maxim
362	180	16h49:01.731	29.089	37.554	38.520	7	1:45.163	SALIN Maxim
409	180	16h50:48.108	29.459	38.407	38.511	8	1:46.377	SALIN Maxim
452	180	16h52:33.685	29.233	37.828	38.516	9	1:45.577	SALIN Maxim
501	180	[IN] 16h54:26.235	31.231	40.704	40.615	10		SALIN Maxim
603	180	[OUT] 16h58:25.689				10	3:59.454	SALIN Daniel
604	180	[DRIVER] 3h36:36.652				10		SALIN Daniel
654	180	17h00:21.777	38.180	38.580	39.328	11		SALIN Daniel
698	180	17h02:09.373	30.286	38.529	38.781	12	1:47.596	SALIN Daniel
743	180	17h03:56.274	29.969	38.100	38.832	13	1:46.901	SALIN Daniel
787	180	17h05:42.641	29.696	38.008	38.663	14	1:46.367	SALIN Daniel
827	180	17h07:29.729	29.890	38.215	38.983	15	1:47.088	SALIN Daniel
864	180	17h09:16.784	29.747	38.094	39.214	16	1:47.055	SALIN Daniel
901	180	17h11:04.273	30.063	38.338	39.088	17	1:47.489	SALIN Daniel
944	180	17h12:52.070	30.271	38.498	39.028	18	1:47.797	SALIN Daniel
978	180	17h14:46.692	29.659	46.216	38.747	19	1:54.622	SALIN Daniel
1032	180	17h16:33.841	29.362	38.208	39.579	20	1:47.149	SALIN Daniel
1080	180	17h18:21.419	30.103	38.924	38.551	21	1:47.578	SALIN Daniel
1125	180	17h20:08.145	29.421	38.347	38.958	22	1:46.726	SALIN Daniel
1168	180	17h21:55.280	29.896	38.364	38.875	23	1:47.135	SALIN Daniel
1213	180	17h23:42.106	29.542	38.254	39.030	24	1:46.826	SALIN Daniel
1252	180	17h25:28.564	29.486	38.215	38.757	25	1:46.458	SALIN Daniel
1296	180	17h27:15.981	29.667	39.038	38.712	26	1:47.417	SALIN Daniel
1337	180	17h29:02.911	29.757	38.321	38.852	27	1:46.930	SALIN Daniel
1379	180	17h30:50.247	29.920	38.496	38.920	28	1:47.336	SALIN Daniel
1421	180	17h32:36.532	29.532	38.300	38.453	29	1:46.285	SALIN Daniel
1460	180	17h34:23.714	29.556	38.720	38.906	30	1:47.182	SALIN Daniel
1476		1h00:00.163						FINISH
1494	180	[IN] 17h36:19.114	29.716	38.515	47.169	31		SALIN Daniel





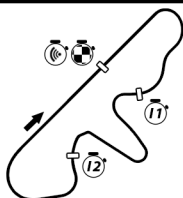
Seq	Num	Heure	Secteur 1	Secteur 2	Secteur 3	Tour	Temps	Pilote
182 TEAM RV COMPETITION 82								
2								START
10	182	[OUT] 16h35:20.881						GAUDICHEAU Mathieu
55	182	16h37:12.860	35.047	38.618	38.314	1		GAUDICHEAU Mathieu
102	182	16h38:57.333	28.901	37.431	38.141	2	1:44.473	GAUDICHEAU Mathieu
145	182	16h40:41.808	29.207	37.283	37.985	3	1:44.475	GAUDICHEAU Mathieu
188	182	16h42:26.502	29.209	37.489	37.996	4	1:44.694	GAUDICHEAU Mathieu
229	182	[IN] 16h44:08.398	29.142	37.507	35.247	5		GAUDICHEAU Mathieu
279	182	[OUT] 16h46:11.150				5	2:02.752	VASSAL Julien
280	182	[DRIVER] 3h24:22.182				5		VASSAL Julien
339	182	16h48:05.286	36.255	38.529	39.352	6		VASSAL Julien
384	182	16h49:52.469	29.786	38.143	39.254	7	1:47.183	VASSAL Julien
431	182	16h51:39.034	29.686	37.815	39.064	8	1:46.565	VASSAL Julien
477	182	16h53:25.115	29.349	37.558	39.174	9	1:46.081	VASSAL Julien
522	182	16h55:11.364	29.624	37.716	38.909	10	1:46.249	VASSAL Julien
564	182	[IN] 16h56:54.424	29.426	37.762	35.872	11		VASSAL Julien
620	182	[OUT] 16h58:55.263				11	2:00.839	VASSAL Vincent
621	182	[DRIVER] 3h37:06.381				11		VASSAL Vincent
668	182	17h00:53.257	42.365	37.383	38.246	12		VASSAL Vincent
714	182	17h02:38.365	29.180	37.454	38.474	13	1:45.108	VASSAL Vincent
757	182	17h04:22.795	29.317	37.252	37.861	14	1:44.430	VASSAL Vincent
799	182	17h06:07.179	29.041	37.480	37.863	15	1:44.384	VASSAL Vincent
836	182	17h07:51.561	28.957	37.425	38.000	16	1:44.382	VASSAL Vincent
872	182	[IN] 17h09:35.614	29.040	37.481	37.532	17		VASSAL Vincent
922	182	[OUT] 17h11:38.498				17	2:02.884	VASSAL Julien
923	182	[DRIVER] 3h49:49.751				17		VASSAL Julien
959	182	17h13:31.463	34.813	39.155	38.997	18		VASSAL Julien
1003	182	17h15:16.898	29.307	37.719	38.409	19	1:45.435	VASSAL Julien
1047	182	17h17:01.936	29.283	37.748	38.007	20	1:45.038	VASSAL Julien
1090	182	[IN] 17h18:45.181	29.301	38.112	35.832	21		VASSAL Julien
1139	182	[OUT] 17h20:45.566				21	2:00.385	VASSAL Vincent
1140	182	[DRIVER] 2h47:21.908				21		VASSAL Vincent
1193	182	17h22:48.239	45.302	38.839	38.532	22		VASSAL Vincent
1234	182	17h24:32.972	29.145	37.448	38.140	23	1:44.733	VASSAL Vincent
1277	182	17h26:17.483	29.169	37.329	38.013	24	1:44.511	VASSAL Vincent
1317	182	[IN] 17h28:05.636	29.053	37.564	41.536	25		VASSAL Vincent
1373	182	[OUT] 17h30:38.438				25	2:32.802	VASSAL Julien
1374	182	[DRIVER] 2h57:14.849				25		VASSAL Julien
1420	182	17h32:34.074	38.637	38.000	38.999	26		VASSAL Julien
1459	182	17h34:19.899	29.377	37.807	38.641	27	1:45.825	VASSAL Julien
1476		1h00:00.163						FINISH
1492	182	[IN] 17h36:13.663	29.718	40.154	43.892	28		VASSAL Julien

3,800 Km



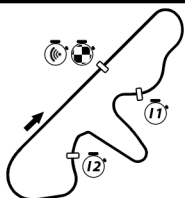
DIJON-PRENOIS

Seq	Num	Heure	Secteur 1	Secteur 2	Secteur 3	Tour	Temps	Pilote
209 GM.SPORT								
2								START
38	209	[OUT] 16h36:15.874						THEVENOT Jean Marc
84	209	16h38:21.498	35.304	39.180	51.140	1		THEVENOT Jean Marc
130	209	16h40:07.583	29.515	37.716	38.854	2	1:46.085	THEVENOT Jean Marc
175	209	16h41:53.685	29.279	38.098	38.725	3	1:46.102	THEVENOT Jean Marc
220	209	16h43:38.660	29.565	37.374	38.036	4	1:44.975	THEVENOT Jean Marc
259	209	16h45:24.318	29.333	37.750	38.575	5	1:45.658	THEVENOT Jean Marc
311	209	[IN] 16h47:10.360	29.353	38.759	37.930	6		THEVENOT Jean Marc
397	209	[OUT] 16h50:20.567				6	3:10.207	ROUGEOT Clement
398	209	[DRIVER] 3h28:31.612				6		ROUGEOT Clement
446	209	16h52:15.142	35.352	38.867	40.356	7		ROUGEOT Clement
494	209	16h54:03.189	30.247	38.293	39.507	8	1:48.047	ROUGEOT Clement
535	209	16h55:49.936	29.877	37.840	39.030	9	1:46.747	ROUGEOT Clement
584	209	16h57:36.085	29.592	37.800	38.757	10	1:46.149	ROUGEOT Clement
635	209	16h59:21.433	29.275	37.519	38.554	11	1:45.348	ROUGEOT Clement
673	209	17h01:07.625	29.889	37.970	38.333	12	1:46.192	ROUGEOT Clement
719	209	[IN] 17h02:53.687	29.519	37.678	38.865	13		ROUGEOT Clement
768	209	[DRIVER] 3h43:19.433				13		ROUGEOT Clement
769	209	[OUT] 17h05:08.329				13	2:14.642	BOULET Nicolas
812	209	17h07:01.949	35.114	38.909	39.597	14		BOULET Nicolas
851	209	17h08:52.536	32.154	38.648	39.785	15	1:50.587	BOULET Nicolas
893	209	17h10:41.868	30.493	40.088	38.751	16	1:49.332	BOULET Nicolas
934	209	17h12:29.228	30.338	38.229	38.793	17	1:47.360	BOULET Nicolas
966	209	17h14:16.494	29.776	38.448	39.042	18	1:47.266	BOULET Nicolas
1019	209	17h16:03.543	29.955	38.084	39.010	19	1:47.049	BOULET Nicolas
1067	209	17h17:49.791	29.702	37.850	38.696	20	1:46.248	BOULET Nicolas
1114	209	17h19:37.058	30.880	38.013	38.374	21	1:47.267	BOULET Nicolas
1157	209	17h21:23.629	29.759	38.034	38.778	22	1:46.571	BOULET Nicolas
1202	209	17h23:10.184	29.670	38.315	38.570	23	1:46.555	BOULET Nicolas
1243	209	17h24:56.752	29.536	38.210	38.822	24	1:46.568	BOULET Nicolas
1283	209	17h26:42.622	29.411	37.988	38.471	25	1:45.870	BOULET Nicolas
1326	209	17h28:28.960	29.620	38.051	38.667	26	1:46.338	BOULET Nicolas
1369	209	17h30:14.568	29.531	37.700	38.377	27	1:45.608	BOULET Nicolas
1411	209	17h32:00.604	29.314	38.135	38.587	28	1:46.036	BOULET Nicolas
1449	209	17h33:49.310	30.545	38.859	39.302	29	1:48.706	BOULET Nicolas
1476		1h00:00.163						FINISH
1483	209	17h35:35.069	29.403	38.052	38.304	30	1:45.759	BOULET Nicolas



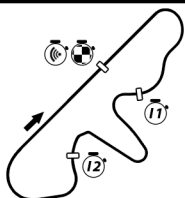
DIJON-PRENOIS

Seq	Num	Heure	Secteur 1	Secteur 2	Secteur 3	Tour	Temps	Pilote
213 NEW TEAM COMPETITION								
	2							START
9	213	[OUT] 16h35:20.055						BLAISE Thierry
65	213	16h37:57.042	51.524	1:03.842	41.621	1		BLAISE Thierry
111	213	16h39:40.058	28.576	36.798	37.642	2	1:43.016	BLAISE Thierry
156	213	16h41:23.172	28.689	36.744	37.681	3	1:43.114	BLAISE Thierry
197	213	[IN] 16h43:06.568	29.833	37.605	35.958	4		BLAISE Thierry
289	213	[DRIVER] 3h24:37.454				4		BLAISE Thierry
290	213	[OUT] 16h46:26.410				4	3:19.842	SENTIS Mathieu
291	213	[DRIVER] 3h24:37.324				4		SENTIS Mathieu
344	213	16h48:18.847	34.374	40.159	37.904	5		SENTIS Mathieu
391	213	16h50:03.388	29.046	37.561	37.934	6	1:44.541	SENTIS Mathieu
437	213	16h51:47.158	29.023	37.117	37.630	7	1:43.770	SENTIS Mathieu
483	213	16h53:33.587	28.981	38.422	39.026	8	1:46.429	SENTIS Mathieu
524	213	16h55:17.956	28.924	37.561	37.884	9	1:44.369	SENTIS Mathieu
568	213	16h57:02.479	29.112	37.470	37.941	10	1:44.523	SENTIS Mathieu
617	213	[IN] 16h58:46.609	29.113	37.416	37.601	11		SENTIS Mathieu
783	213	[OUT] 17h05:36.180				11	6:49.571	SENTIS Mathieu
784	213	[DRIVER] 3h43:47.283				11		SENTIS Mathieu
825	213	17h07:26.185	34.668	37.451	37.886	12		SENTIS Mathieu
860	213	17h09:10.154	28.797	37.598	37.574	13	1:43.969	SENTIS Mathieu
898	213	17h10:54.532	28.795	37.378	38.205	14	1:44.378	SENTIS Mathieu
939	213	17h12:38.744	28.859	37.611	37.742	15	1:44.212	SENTIS Mathieu
971	213	17h14:22.739	28.782	37.419	37.794	16	1:43.995	SENTIS Mathieu
1023	213	17h16:06.604	28.763	37.575	37.527	17	1:43.865	SENTIS Mathieu
1069	213	17h17:50.606	28.777	37.492	37.733	18	1:44.002	SENTIS Mathieu
1113	213	17h19:35.980	29.580	37.649	38.145	19	1:45.374	SENTIS Mathieu
1155	213	[IN] 17h21:19.588	28.823	37.581	37.204	20		SENTIS Mathieu
1476		1h00:00.163						FINISH



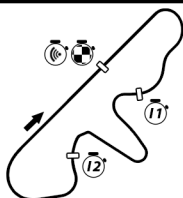
Seq	Num	Heure	Secteur 1	Secteur 2	Secteur 3	Tour	Temps	Pilote
215 GPA RACING								
2								START
25	215	[OUT] 16h35:37.726						VEYNAT Alexandre
73	215	16h38:03.258	44.160	57.492	43.880	1		VEYNAT Alexandre
119	215	16h39:48.111	29.305	37.883	37.665	2	1:44.853	VEYNAT Alexandre
165	215	16h41:34.336	29.517	38.642	38.066	3	1:46.225	VEYNAT Alexandre
208	215	16h43:20.308	30.155	37.891	37.926	4	1:45.972	VEYNAT Alexandre
244	215	[IN] 16h45:09.069	29.825	37.902	41.034	5		VEYNAT Alexandre
327	215	[OUT] 16h47:45.530				5	2:36.461	VEYNAT William
328	215	[DRIVER] 3h25:56.598				5		VEYNAT William
380	215	16h49:38.797	36.099	38.814	38.354	6		VEYNAT William
425	215	16h51:24.292	29.331	37.857	38.307	7	1:45.495	VEYNAT William
473	215	16h53:09.662	29.280	37.873	38.217	8	1:45.370	VEYNAT William
513	215	16h54:55.146	29.287	37.813	38.384	9	1:45.484	VEYNAT William
557	215	16h56:40.956	29.361	37.730	38.719	10	1:45.810	VEYNAT William
605	215	16h58:27.406	29.460	38.474	38.516	11	1:46.450	VEYNAT William
650	215	17h00:12.787	29.386	37.670	38.325	12	1:45.381	VEYNAT William
693	215	17h01:57.648	29.353	37.550	37.958	13	1:44.861	VEYNAT William
737	215	17h03:42.665	29.381	37.506	38.130	14	1:45.017	VEYNAT William
778	215	17h05:27.485	29.100	37.408	38.312	15	1:44.820	VEYNAT William
820	215	[IN] 17h07:12.883	29.521	38.015	37.862	16		VEYNAT William
869	215	[OUT] 17h09:30.326				16	2:17.443	VEYNAT Alexandre
870	215	[DRIVER] 3h47:41.531				16		VEYNAT Alexandre
909	215	17h11:23.512	35.944	38.390	38.852	17		VEYNAT Alexandre
949	215	17h13:08.279	29.159	37.500	38.108	18	1:44.767	VEYNAT Alexandre
984	215	[IN] 17h14:53.908	29.447	38.186	37.996	19		VEYNAT Alexandre
1042	215	[DRIVER] 2h43:30.771				19		VEYNAT Alexandre
1043	215	[OUT] 17h16:54.459				19	2:00.551	VEYNAT Alexandre
1093	215	17h18:46.403	34.650	39.434	37.860	20		VEYNAT Alexandre
1132	215	17h20:31.512	29.227	37.818	38.064	21	1:45.109	VEYNAT Alexandre
1175	215	17h22:17.127	29.554	37.767	38.294	22	1:45.615	VEYNAT Alexandre
1219	215	17h24:02.690	29.547	37.804	38.212	23	1:45.563	VEYNAT Alexandre
1259	215	17h25:48.215	29.320	37.759	38.446	24	1:45.525	VEYNAT Alexandre
1300	215	[IN] 17h27:32.883	29.483	37.907	37.278	25		VEYNAT Alexandre
1351	215	[OUT] 17h29:34.411				25	2:01.528	VEYNAT William
1352	215	[DRIVER] 2h56:10.840				25		VEYNAT William
1396	215	17h31:25.092	34.085	38.123	38.473	26		VEYNAT William
1433	215	17h33:10.874	29.350	37.972	38.460	27	1:45.782	VEYNAT William
1470	215	17h34:56.188	29.173	37.639	38.502	28	1:45.314	VEYNAT William
1476		1h00:00.163						FINISH
1505	215	17h36:41.495	29.347	37.863	38.097	29	1:45.307	VEYNAT William

3,800 Km



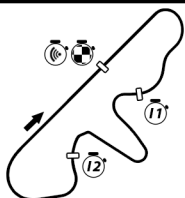
DIJON-PRENOIS

Seq	Num	Heure	Secteur 1	Secteur 2	Secteur 3	Tour	Temps	Pilote
238 HRC								
2								
								START
40	238	[OUT] 16h36:22.411						GLINCHE Lucas
86	238	16h38:22.699	37.707	39.832	42.749	1		GLINCHE Lucas
136	238	16h40:20.844	29.577	49.182	39.386	2	1:58.145	GLINCHE Lucas
181	238	16h42:07.424	29.406	38.032	39.142	3	1:46.580	GLINCHE Lucas
225	238	16h43:53.380	29.630	37.729	38.597	4	1:45.956	GLINCHE Lucas
264	238	16h45:38.723	29.172	37.669	38.502	5	1:45.343	GLINCHE Lucas
321	238	16h47:24.108	29.225	37.837	38.323	6	1:45.385	GLINCHE Lucas
365	238	16h49:09.766	29.435	37.865	38.358	7	1:45.658	GLINCHE Lucas
413	238	16h50:55.045	29.347	37.516	38.416	8	1:45.279	GLINCHE Lucas
457	238	[IN] 16h52:38.019	29.015	37.617	36.342	9		GLINCHE Lucas
518	238	[OUT] 16h55:01.390				9	2:23.371	PELLETIER Corentin
519	238	[DRIVER] 3h33:12.353				9		PELLETIER Corentin
565	238	16h56:55.928	36.475	38.796	39.267	10		PELLETIER Corentin
615	238	16h58:42.928	30.506	37.951	38.543	11	1:47.000	PELLETIER Corentin
657	238	17h00:28.859	29.680	38.015	38.236	12	1:45.931	PELLETIER Corentin
701	238	17h02:14.064	29.420	37.740	38.045	13	1:45.205	PELLETIER Corentin
746	238	17h04:00.349	29.494	38.729	38.062	14	1:46.285	PELLETIER Corentin
788	238	17h05:45.940	29.156	38.103	38.332	15	1:45.591	PELLETIER Corentin
828	238	17h07:33.591	29.452	39.389	38.810	16	1:47.651	PELLETIER Corentin
865	238	[IN] 17h09:18.730	29.450	37.882	37.807	17		PELLETIER Corentin
916	238	[OUT] 17h11:31.785				17	2:13.055	GAUBERT Baptiste
917	238	[DRIVER] 3h49:42.941				17		GAUBERT Baptiste
960	238	17h13:34.280	39.222	41.261	42.012	18		GAUBERT Baptiste
1014	238	17h15:28.175	31.475	40.416	42.004	19	1:53.895	GAUBERT Baptiste
1057	238	17h17:21.200	32.020	41.631	39.374	20	1:53.025	GAUBERT Baptiste
1107	238	17h19:13.898	31.224	40.334	41.140	21	1:52.698	GAUBERT Baptiste
1150	238	17h21:03.659	30.278	39.164	40.319	22	1:49.761	GAUBERT Baptiste
1205	238	17h23:28.096	30.335	1:13.331	40.771	23	2:24.437	GAUBERT Baptiste
1250	238	17h25:25.481	30.564	39.131	47.690	24	1:57.385	GAUBERT Baptiste
1297	238	[IN] 17h27:16.885	32.244	40.357	38.803	25		GAUBERT Baptiste
1345	238	[OUT] 17h29:22.638				25	2:05.753	GLINCHE Lucas
1346	238	[DRIVER] 2h55:59.037				25		GLINCHE Lucas
1394	238	17h31:16.044	36.511	38.504	38.391	26		GLINCHE Lucas
1432	238	17h33:01.629	29.266	38.090	38.229	27	1:45.585	GLINCHE Lucas
1468	238	17h34:49.972	30.123	39.823	38.397	28	1:48.343	GLINCHE Lucas
1476		1h00:00.163						FINISH
1507	238	[IN] 17h36:47.656	29.183	37.544	50.957	29		GLINCHE Lucas



Seq	Num	Heure	Secteur 1	Secteur 2	Secteur 3	Tour	Temps	Pilote
239 BRESSE AUTO RACING								
2								START
17	239	[OUT] 16h35:29.008						MATHIS Martin
70	239	16h38:00.616	50.201	58.543	42.864	1		MATHIS Martin
116	239	16h39:46.008	29.129	38.398	37.865	2	1:45.392	MATHIS Martin
159	239	16h41:31.470	28.820	37.976	38.666	3	1:45.462	MATHIS Martin
201	239	16h43:17.137	29.549	37.556	38.562	4	1:45.667	MATHIS Martin
252	239	[IN] 16h45:16.033	34.208	43.533	41.155	5		MATHIS Martin
318	239	[OUT] 16h47:20.308				5	2:04.275	VANTARD Bernard
319	239	[DRIVER] 3h25:31.372				5		VANTARD Bernard
367	239	16h49:13.794	35.966	38.727	38.793	6		VANTARD Bernard
415	239	16h50:59.408	29.052	38.035	38.527	7	1:45.614	VANTARD Bernard
460	239	16h52:45.102	29.215	37.610	38.869	8	1:45.694	VANTARD Bernard
503	239	[IN] 16h54:31.431	30.089	39.795	36.445	9		VANTARD Bernard
553	239	[OUT] 16h56:34.179				9	2:02.748	MANDRA Nicolas
554	239	[DRIVER] 3h34:45.299				9		MANDRA Nicolas
601	239	16h58:24.309	33.791	37.998	38.341	10		MANDRA Nicolas
648	239	17h00:09.997	29.317	38.170	38.201	11	1:45.688	MANDRA Nicolas
692	239	17h01:55.612	29.241	38.035	38.339	12	1:45.615	MANDRA Nicolas
744	239	17h03:56.833	36.986	40.635	43.600	13	2:01.221	MANDRA Nicolas
791	239	17h05:49.383	31.487	42.783	38.280	14	1:52.550	MANDRA Nicolas
832	239	[IN] 17h07:40.550	29.378	41.725	40.064	15		MANDRA Nicolas
877	239	[OUT] 17h09:46.085				15	2:05.535	VANTARD Bernard
878	239	[DRIVER] 3h47:57.286				15		VANTARD Bernard
925	239	17h11:50.898	42.201	42.946	39.666	16		VANTARD Bernard
961	239	17h13:36.632	29.366	37.922	38.446	17	1:45.734	VANTARD Bernard
1015	239	17h15:28.271	29.688	41.695	40.256	18	1:51.639	VANTARD Bernard
1050	239	17h17:15.898	29.948	39.153	38.526	19	1:47.627	VANTARD Bernard
1104	239	17h19:07.367	34.410	38.896	38.163	20	1:51.469	VANTARD Bernard
1146	239	17h20:53.556	29.145	37.993	39.051	21	1:46.189	VANTARD Bernard
1188	239	[IN] 17h22:39.927	30.188	39.406	36.777	22		VANTARD Bernard
1235	239	[OUT] 17h24:44.310				22	2:04.383	MANDRA Nicolas
1236	239	[DRIVER] 2h51:20.669				22		MANDRA Nicolas
1280	239	17h26:35.365	34.045	38.418	38.592	23		MANDRA Nicolas
1324	239	17h28:21.188	29.336	37.969	38.518	24	1:45.823	MANDRA Nicolas
1365	239	17h30:09.143	31.455	38.252	38.248	25	1:47.955	MANDRA Nicolas
1406	239	17h31:54.921	29.380	38.216	38.182	26	1:45.778	MANDRA Nicolas
1446	239	17h33:40.465	29.165	37.931	38.448	27	1:45.544	MANDRA Nicolas
1476		1h00:00.163						FINISH
1486	239	[IN] 17h35:45.157	34.728	44.865	45.099	28		MANDRA Nicolas

3,800 Km



DIJON-PRENOIS



PEUGEOT SPORT

LES RENCONTRES-

RENCONTRES PEUGEOT SPORT

DIJON-PRENOIS

RELAIS 208

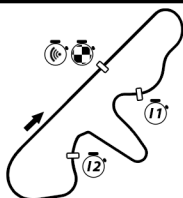
Essais Qualificatifs

Historique

Seq	Num	Heure	Secteur 1	Secteur 2	Secteur 3	Tour	Temps	Pilote
246 PH RACING								
2								START
23	246	[OUT] 16h35:35.518						GREGORI Romain
72	246	16h38:01.545	45.562	57.779	42.686	1		GREGORI Romain
118	246	16h39:46.487	28.990	37.902	38.050	2	1:44.942	GREGORI Romain
162	246	16h41:32.728	29.434	38.728	38.079	3	1:46.241	GREGORI Romain
207	246	16h43:19.743	30.210	38.725	38.080	4	1:47.015	GREGORI Romain
247	246	16h45:10.416	31.068	40.784	38.821	5	1:50.673	GREGORI Romain
303	246	16h46:55.859	29.283	37.768	38.392	6	1:45.443	GREGORI Romain
353	246	16h48:42.260	29.492	38.464	38.445	7	1:46.401	GREGORI Romain
400	246	[IN] 16h50:25.278	29.629	37.737	35.652	8		GREGORI Romain
455	246	[OUT] 16h52:37.008				8	2:11.730	CHEVRIER Jean charles
456	246	[DRIVER] 3h30:48.141				8		CHEVRIER Jean charles
506	246	16h54:38.785	41.407	41.219	39.151	9		CHEVRIER Jean charles
548	246	16h56:26.270	29.777	38.288	39.420	10	1:47.485	CHEVRIER Jean charles
596	246	16h58:16.457	29.996	40.831	39.360	11	1:50.187	CHEVRIER Jean charles
645	246	17h00:03.346	29.925	38.118	38.846	12	1:46.889	CHEVRIER Jean charles
690	246	17h01:49.866	29.642	37.948	38.930	13	1:46.520	CHEVRIER Jean charles
735	246	17h03:36.027	29.478	38.148	38.535	14	1:46.161	CHEVRIER Jean charles
777	246	17h05:22.802	29.589	38.088	39.098	15	1:46.775	CHEVRIER Jean charles
819	246	17h07:09.688	30.000	38.145	38.741	16	1:46.886	CHEVRIER Jean charles
854	246	17h08:56.720	29.800	38.241	38.991	17	1:47.032	CHEVRIER Jean charles
894	246	17h10:43.278	29.902	37.850	38.806	18	1:46.558	CHEVRIER Jean charles
935	246	[IN] 17h12:30.019	29.679	38.291	38.771	19		CHEVRIER Jean charles
979	246	[OUT] 17h14:51.663				19	2:21.644	CHEVRIER Bernard
981	246	[DRIVER] 2h41:27.758				19		CHEVRIER Bernard
1041	246	17h16:54.026	39.252	42.410	40.701	20		CHEVRIER Bernard
1096	246	17h18:54.713	33.893	44.298	42.496	21	2:00.687	CHEVRIER Bernard
1147	246	17h20:53.826	32.620	42.685	43.808	22	1:59.113	CHEVRIER Bernard
1194	246	17h22:50.182	33.070	40.892	42.394	23	1:56.356	CHEVRIER Bernard
1237	246	17h24:44.580	32.402	39.759	42.237	24	1:54.398	CHEVRIER Bernard
1282	246	17h26:40.982	32.860	41.313	42.229	25	1:56.402	CHEVRIER Bernard
1327	246	17h28:36.422	33.414	39.368	42.658	26	1:55.440	CHEVRIER Bernard
1370	246	17h30:29.998	32.096	39.621	41.859	27	1:53.576	CHEVRIER Bernard
1414	246	17h32:23.510	32.144	39.738	41.630	28	1:53.512	CHEVRIER Bernard
1458	246	17h34:19.501	32.401	41.691	41.899	29	1:55.991	CHEVRIER Bernard
1476		1h00:00.163						FINISH
1495	246	17h36:27.707	32.162	39.432	56.612	30	2:08.206	CHEVRIER Bernard



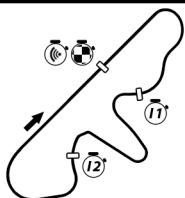
3,800 Km



DIJON-PRENOIS

Seq	Num	Heure	Secteur 1	Secteur 2	Secteur 3	Tour	Temps	Pilote
258 JEANPAT RACING								
2								START
18	258	[OUT] 16h35:30.587						FAISY Franck
69	258	16h37:59.679	48.282	57.929	42.881	1		FAISY Franck
117	258	16h39:46.337	29.426	38.214	39.018	2	1:46.658	FAISY Franck
160	258	16h41:32.011	29.205	38.239	38.230	3	1:45.674	FAISY Franck
203	258	16h43:17.562	29.344	37.838	38.369	4	1:45.551	FAISY Franck
242	258	[IN] 16h45:02.289	29.541	38.822	36.364	5		FAISY Franck
325	258	[OUT] 16h47:44.451				5	2:42.162	SONEA Lucian
326	258	[DRIVER] 3h25:55.469				5		SONEA Lucian
382	258	16h49:42.791	36.732	42.323	39.285	6		SONEA Lucian
427	258	16h51:29.239	29.476	38.138	38.834	7	1:46.448	SONEA Lucian
475	258	16h53:15.735	29.511	38.309	38.676	8	1:46.496	SONEA Lucian
517	258	16h55:01.514	29.536	37.847	38.396	9	1:45.779	SONEA Lucian
561	258	16h56:47.154	29.276	38.009	38.355	10	1:45.640	SONEA Lucian
612	258	16h58:33.178	29.270	38.083	38.671	11	1:46.024	SONEA Lucian
653	258	[IN] 17h00:21.696	29.272	39.004	40.242	12		SONEA Lucian
709	258	[OUT] 17h02:28.442				12	2:06.746	FAISY Franck
710	258	[DRIVER] 3h40:39.607				12		FAISY Franck
755	258	17h04:22.168	36.850	38.334	38.542	13		FAISY Franck
798	258	17h06:06.905	29.031	37.578	38.128	14	1:44.737	FAISY Franck
837	258	17h07:52.407	29.604	37.861	38.037	15	1:45.502	FAISY Franck
874	258	17h09:37.660	29.190	37.684	38.379	16	1:45.253	FAISY Franck
910	258	17h11:23.968	29.331	38.333	38.644	17	1:46.308	FAISY Franck
950	258	17h13:09.207	29.098	37.878	38.263	18	1:45.239	FAISY Franck
992	258	[IN] 17h15:00.549	32.959	39.348	39.035	19		FAISY Franck
1064	258	[OUT] 17h17:29.044				19	2:28.495	SONEA Lucian
1065	258	[DRIVER] 2h44:05.339				19		SONEA Lucian
1109	258	17h19:22.530	36.021	38.765	38.700	20		SONEA Lucian
1152	258	17h21:08.378	29.330	38.039	38.479	21	1:45.848	SONEA Lucian
1195	258	17h22:58.993	29.582	42.090	38.943	22	1:50.615	SONEA Lucian
1238	258	17h24:45.368	29.598	38.132	38.645	23	1:46.375	SONEA Lucian
1278	258	17h26:31.514	29.516	38.097	38.533	24	1:46.146	SONEA Lucian
1323	258	17h28:18.275	29.970	38.325	38.466	25	1:46.761	SONEA Lucian
1362	258	17h30:04.853	29.485	38.313	38.780	26	1:46.578	SONEA Lucian
1404	258	17h31:51.046	29.502	38.075	38.616	27	1:46.193	SONEA Lucian
1444	258	17h33:37.304	29.550	38.004	38.704	28	1:46.258	SONEA Lucian
1476		1h00:00.163						FINISH
1479	258	17h35:23.520	29.485	38.071	38.660	29	1:46.216	SONEA Lucian

3,800 Km



DIJON-PRENOIS



PEUGEOT SPORT

LES RENCONTRES-

RENCONTRES PEUGEOT SPORT

DIJON-PRENOIS

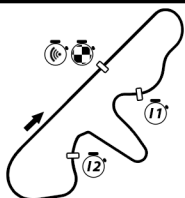
RELAIS 208

Essais Qualificatifs

Historique

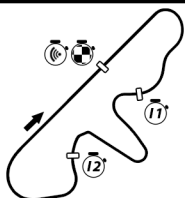
Seq	Num	Heure	Secteur 1	Secteur 2	Secteur 3	Tour	Temps	Pilote
274 TEAM GEMOMOTORSPORT								
2								START
4	274	[OUT] 16h35:14.247						PASQUIER Bastien
49	274	16h37:05.922	35.296	37.961	38.418	1		PASQUIER Bastien
94	274	16h38:51.338	29.421	37.273	38.722	2	1:45.416	PASQUIER Bastien
139	274	16h40:35.361	29.132	37.186	37.705	3	1:44.023	PASQUIER Bastien
184	274	16h42:19.521	29.158	37.318	37.684	4	1:44.160	PASQUIER Bastien
228	274	16h44:04.052	29.165	37.433	37.933	5	1:44.531	PASQUIER Bastien
268	274	[IN] 16h45:47.038	29.046	38.006	35.934	6		PASQUIER Bastien
337	274	[OUT] 16h48:00.889				6	2:13.851	BAROU Philippe
338	274	[DRIVER] 3h26:11.895				6		BAROU Philippe
387	274	16h49:55.019	38.189	37.781	38.160	7		BAROU Philippe
432	274	16h51:40.658	29.436	37.938	38.265	8	1:45.639	BAROU Philippe
478	274	16h53:26.445	29.220	38.283	38.284	9	1:45.787	BAROU Philippe
528	274	16h55:35.868	31.962	57.383	40.078	10	2:09.423	BAROU Philippe
578	274	16h57:20.828	29.105	37.521	38.334	11	1:44.960	BAROU Philippe
626	274	16h59:05.965	29.326	37.656	38.155	12	1:45.137	BAROU Philippe
667	274	17h00:50.887	29.149	37.587	38.186	13	1:44.922	BAROU Philippe
713	274	[IN] 17h02:36.099	29.374	38.208	37.630	14		BAROU Philippe
780	274	[DRIVER] 3h43:45.544				14		BAROU Philippe
781	274	[OUT] 17h05:34.458				14	2:58.359	PASQUIER Bastien
824	274	17h07:25.275	35.452	37.504	37.861	15		PASQUIER Bastien
858	274	17h09:09.569	28.905	37.482	37.907	16	1:44.294	PASQUIER Bastien
897	274	17h10:54.466	29.020	37.253	38.624	17	1:44.897	PASQUIER Bastien
937	274	[IN] 17h12:35.004	29.304	37.512	33.722	18		PASQUIER Bastien
1008	274	[OUT] 17h15:19.068				18	2:44.064	BLANCARDI Guillaume
1009	274	[DRIVER] 2h41:55.361				18		BLANCARDI Guillaume
1054	274	17h17:17.167	38.036	42.389	37.674	19		BLANCARDI Guillaume
1100	274	17h19:01.550	29.285	37.482	37.616	20	1:44.383	BLANCARDI Guillaume
1141	274	17h20:45.920	28.890	37.339	38.141	21	1:44.370	BLANCARDI Guillaume
1182	274	17h22:30.299	29.096	37.551	37.732	22	1:44.379	BLANCARDI Guillaume
1225	274	17h24:14.448	28.860	37.463	37.826	23	1:44.149	BLANCARDI Guillaume
1270	274	17h26:00.462	29.073	39.212	37.729	24	1:46.014	BLANCARDI Guillaume
1309	274	17h27:44.623	28.722	37.373	38.066	25	1:44.161	BLANCARDI Guillaume
1350	274	17h29:28.237	28.898	37.150	37.566	26	1:43.614	BLANCARDI Guillaume
1392	274	17h31:12.389	28.971	37.630	37.551	27	1:44.152	BLANCARDI Guillaume
1424	274	17h32:57.198	28.947	37.725	38.137	28	1:44.809	BLANCARDI Guillaume
1463	274	17h34:44.862	29.079	37.610	40.975	29	1:47.664	BLANCARDI Guillaume
1476		1h00:00.163						FINISH
1497	274	17h36:29.025	28.789	37.261	38.113	30	1:44.163	BLANCARDI Guillaume





Seq	Num	Heure	Secteur 1	Secteur 2	Secteur 3	Tour	Temps	Pilote
276 ACAC - LP MOTORSPORT BY GM SPO								
2								START
33	276	[OUT] 16h35:48.326						FRAZAO Fernand
89	276	16h38:26.596	43.690	1:08.787	45.793	1		FRAZAO Fernand
133	276	16h40:11.787	29.504	37.428	38.259	2	1:45.191	FRAZAO Fernand
178	276	16h41:56.998	28.922	37.978	38.311	3	1:45.211	FRAZAO Fernand
222	276	[IN] 16h43:44.886	29.793	38.577	39.518	4		FRAZAO Fernand
277	276	[OUT] 16h46:05.713				4	2:20.827	MULDER Bertrand
278	276	[DRIVER] 3h24:16.727				4		MULDER Bertrand
336	276	16h47:58.732	34.749	38.928	39.342	5		MULDER Bertrand
383	276	16h49:47.930	30.555	39.001	39.642	6	1:49.198	MULDER Bertrand
428	276	16h51:36.496	30.304	38.722	39.540	7	1:48.566	MULDER Bertrand
476	276	16h53:24.659	30.080	38.615	39.468	8	1:48.163	MULDER Bertrand
523	276	16h55:13.421	30.885	38.480	39.397	9	1:48.762	MULDER Bertrand
567	276	[IN] 16h57:00.760	30.060	38.295	38.984	10		MULDER Bertrand
630	276	[OUT] 16h59:12.832				10	2:12.072	FRAZAO Manuel
631	276	[DRIVER] 3h37:23.939				10		FRAZAO Manuel
674	276	17h01:08.558	38.593	38.896	38.237	11		FRAZAO Manuel
720	276	17h02:54.477	29.514	38.065	38.340	12	1:45.919	FRAZAO Manuel
762	276	17h04:40.407	29.410	37.954	38.566	13	1:45.930	FRAZAO Manuel
806	276	17h06:26.167	29.457	37.862	38.441	14	1:45.760	FRAZAO Manuel
842	276	[IN] 17h08:13.671	29.840	38.336	39.328	15		FRAZAO Manuel
887	276	[OUT] 17h10:27.223				15	2:13.552	MULDER Bertrand
888	276	[DRIVER] 3h48:38.465				15		MULDER Bertrand
930	276	17h12:20.431	35.125	38.630	39.453	16		MULDER Bertrand
965	276	17h14:08.483	30.383	38.467	39.202	17	1:48.052	MULDER Bertrand
1018	276	17h15:55.533	30.066	38.021	38.963	18	1:47.050	MULDER Bertrand
1066	276	17h17:42.979	30.189	38.225	39.032	19	1:47.446	MULDER Bertrand
1111	276	17h19:30.079	30.125	38.148	38.827	20	1:47.100	MULDER Bertrand
1154	276	17h21:17.208	29.928	38.284	38.917	21	1:47.129	MULDER Bertrand
1201	276	17h23:05.986	30.275	39.519	38.984	22	1:48.778	MULDER Bertrand
1242	276	17h24:52.936	29.578	38.492	38.880	23	1:46.950	MULDER Bertrand
1284	276	[IN] 17h26:49.161	30.318	42.725	43.182	24		MULDER Bertrand
1330	276	[OUT] 17h28:51.904				24	2:02.743	FRAZAO Fernand
1331	276	[DRIVER] 2h55:28.173				24		FRAZAO Fernand
1377	276	17h30:45.243	36.177	38.466	38.696	25		FRAZAO Fernand
1418	276	17h32:31.837	29.580	38.284	38.730	26	1:46.594	FRAZAO Fernand
1457	276	17h34:18.650	29.875	38.161	38.777	27	1:46.813	FRAZAO Fernand
1476		1h00:00.163						FINISH
1491	276	[IN] 17h36:11.895	30.648	39.471	43.126	28		FRAZAO Fernand

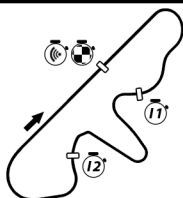
3,800 Km



DIJON-PRENOIS

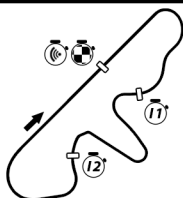
Seq	Num	Heure	Secteur 1	Secteur 2	Secteur 3	Tour	Temps	Pilote
296 COMPETITION AUTO 52								
2								START
21	296	[OUT] 16h35:33.408						CHEVALIER Guillaume
61	296	16h37:35.715	44.270	39.958	38.079	1		CHEVALIER Guillaume
105	296	16h39:20.225	29.010	37.752	37.748	2	1:44.510	CHEVALIER Guillaume
149	296	16h41:05.393	29.118	38.094	37.956	3	1:45.168	CHEVALIER Guillaume
193	296	16h42:49.440	28.837	37.304	37.906	4	1:44.047	CHEVALIER Guillaume
236	296	[IN] 16h44:33.620	30.093	38.990	35.097	5		CHEVALIER Guillaume
296	296	[OUT] 16h46:39.877				5	2:06.257	MANSON Frederic
297	296	[DRIVER] 3h24:50.933				5		MANSON Frederic
349	296	16h48:31.171	34.885	38.448	37.961	6		MANSON Frederic
395	296	16h50:16.137	29.153	37.803	38.010	7	1:44.966	MANSON Frederic
443	296	16h52:02.865	29.403	38.561	38.764	8	1:46.728	MANSON Frederic
491	296	16h53:52.349	31.080	38.979	39.425	9	1:49.484	MANSON Frederic
529	296	16h55:37.751	29.196	38.109	38.097	10	1:45.402	MANSON Frederic
579	296	16h57:23.071	29.114	37.686	38.520	11	1:45.320	MANSON Frederic
627	296	[IN] 16h59:07.592	29.157	38.894	36.470	12		MANSON Frederic
676	296	[OUT] 17h01:17.425				12	2:09.833	CHEVALIER Jeremy
677	296	[DRIVER] 3h39:28.579				12		CHEVALIER Jeremy
729	296	17h03:26.691	41.989	47.255	40.022	13		CHEVALIER Jeremy
771	296	17h05:11.831	29.318	37.655	38.167	14	1:45.140	CHEVALIER Jeremy
811	296	17h06:56.940	29.151	38.011	37.947	15	1:45.109	CHEVALIER Jeremy
848	296	17h08:42.226	29.089	37.733	38.464	16	1:45.286	CHEVALIER Jeremy
889	296	[IN] 17h10:34.486	31.456	41.117	39.687	17		CHEVALIER Jeremy
1006	296	[OUT] 17h15:18.233				17	4:43.747	CHEVALIER Jeremy
1007	296	[DRIVER] 2h41:54.591				17		CHEVALIER Jeremy
1058	296	17h17:21.340	40.328	43.840	38.939	18		CHEVALIER Jeremy
1103	296	17h19:06.824	29.347	38.059	38.078	19	1:45.484	CHEVALIER Jeremy
1145	296	17h20:52.182	29.061	37.941	38.356	20	1:45.358	CHEVALIER Jeremy
1186	296	17h22:37.797	29.261	38.055	38.299	21	1:45.615	CHEVALIER Jeremy
1230	296	17h24:23.198	29.183	37.835	38.383	22	1:45.401	CHEVALIER Jeremy
1274	296	[IN] 17h26:09.193	29.302	38.134	38.559	23		CHEVALIER Jeremy
1340	296	[OUT] 17h29:07.900				23	2:58.707	CHEVALIER Jeremy
1341	296	[DRIVER] 2h55:44.288				23		CHEVALIER Jeremy
1390	296	17h31:10.040	40.256	43.858	38.026	24		CHEVALIER Jeremy
1430	296	17h32:59.961	29.527	42.367	38.027	25	1:49.921	CHEVALIER Jeremy
1464	296	17h34:45.844	28.922	38.006	38.955	26	1:45.883	CHEVALIER Jeremy
1476		1h00:00.163						FINISH
1499	296	17h36:31.587	29.278	37.966	38.499	27	1:45.743	CHEVALIER Jeremy

3,800 Km



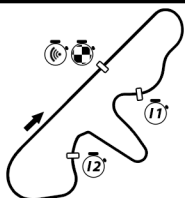
DIJON-PRENOIS

Seq	Num	Heure	Secteur 1	Secteur 2	Secteur 3	Tour	Temps	Pilote
309 GM.SPORT								
2								START
32	309	[OUT] 16h35:47.397						PERSONENI Stephane
77	309	16h38:04.814	40.580	53.476	43.361	1		PERSONENI Stephane
121	309	16h39:49.256	29.300	37.367	37.775	2	1:44.442	PERSONENI Stephane
166	309	16h41:34.656	28.838	38.639	37.923	3	1:45.400	PERSONENI Stephane
210	309	16h43:23.918	31.196	39.194	38.872	4	1:49.262	PERSONENI Stephane
245	309	16h45:09.140	29.065	37.994	38.163	5	1:45.222	PERSONENI Stephane
301	309	16h46:54.183	29.021	37.738	38.284	6	1:45.043	PERSONENI Stephane
354	309	[IN] 16h48:43.516	30.858	40.480	37.995	7		PERSONENI Stephane
416	309	[DRIVER] 3h29:16.924				7		PERSONENI Stephane
417	309	[OUT] 16h51:05.874				7	2:22.358	SOICHEZ Laurent
465	309	16h52:58.249	35.013	38.320	39.042	8		SOICHEZ Laurent
508	309	16h54:44.479	29.354	38.010	38.866	9	1:46.230	SOICHEZ Laurent
555	309	16h56:35.053	30.249	41.570	38.755	10	1:50.574	SOICHEZ Laurent
599	309	16h58:21.640	29.897	38.061	38.629	11	1:46.587	SOICHEZ Laurent
651	309	17h00:14.555	33.084	41.183	38.648	12	1:52.915	SOICHEZ Laurent
694	309	17h01:59.595	29.093	37.443	38.504	13	1:45.040	SOICHEZ Laurent
738	309	17h03:45.250	29.511	37.620	38.524	14	1:45.655	SOICHEZ Laurent
782	309	17h05:36.041	32.609	39.360	38.822	15	1:50.791	SOICHEZ Laurent
822	309	17h07:22.090	29.103	37.880	39.066	16	1:46.049	SOICHEZ Laurent
857	309	17h09:08.078	29.207	37.932	38.849	17	1:45.988	SOICHEZ Laurent
907	309	17h11:13.222	35.596	49.688	39.860	18	2:05.144	SOICHEZ Laurent
946	309	17h12:59.608	29.829	37.692	38.865	19	1:46.386	SOICHEZ Laurent
977	309	17h14:45.559	29.178	38.165	38.608	20	1:45.951	SOICHEZ Laurent
1029	309	17h16:31.457	29.145	38.081	38.672	21	1:45.898	SOICHEZ Laurent
1078	309	17h18:17.281	29.267	37.819	38.738	22	1:45.824	SOICHEZ Laurent
1123	309	17h20:03.564	29.688	37.804	38.791	23	1:46.283	SOICHEZ Laurent
1167	309	17h21:53.603	30.725	39.871	39.443	24	1:50.039	SOICHEZ Laurent
1211	309	17h23:39.691	29.464	38.054	38.570	25	1:46.088	SOICHEZ Laurent
1249	309	17h25:25.293	29.305	37.807	38.490	26	1:45.602	SOICHEZ Laurent
1295	309	17h27:14.791	31.221	38.908	39.369	27	1:49.498	SOICHEZ Laurent
1336	309	[IN] 17h29:02.130	29.404	38.606	39.329	28		SOICHEZ Laurent
1476		1h00:00.163						FINISH



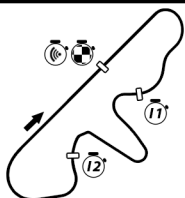
DIJON-PRENOIS

Seq	Num	Heure	Secteur 1	Secteur 2	Secteur 3	Tour	Temps	Pilote
315 GPA RACING								
2								
START								
15	315	[OUT] 16h35:26.942						NAVILLOD Yann-Mael
66	315	16h37:57.333	50.922	57.606	41.863	1		NAVILLOD Yann-Mael
112	315	16h39:40.502	28.606	36.914	37.649	2	1:43.169	NAVILLOD Yann-Mael
157	315	16h41:23.736	28.584	37.020	37.630	3	1:43.234	NAVILLOD Yann-Mael
202	315	[IN] 16h43:17.517	30.704	41.381	41.696	4		NAVILLOD Yann-Mael
285	315	[DRIVER] 3h24:35.874				4		NAVILLOD Yann-Mael
286	315	[OUT] 16h46:24.873				4	3:07.356	BALANDRAS Vincent
342	315	16h48:17.735	34.869	40.158	37.835	5		BALANDRAS Vincent
390	315	16h50:01.605	28.967	37.307	37.596	6	1:43.870	BALANDRAS Vincent
435	315	16h51:45.515	28.928	37.150	37.832	7	1:43.910	BALANDRAS Vincent
481	315	[IN] 16h53:31.546	29.840	38.708	37.483	8		BALANDRAS Vincent
1001	315	[DRIVER] 2h41:52.791				8		BALANDRAS Vincent
1002	315	[OUT] 17h15:16.498				8	21:44.952	BALANDRAS Vincent
1053	315	17h17:16.754	40.039	42.606	37.611	9		BALANDRAS Vincent
1098	315	17h19:00.579	29.039	37.106	37.680	10	1:43.825	BALANDRAS Vincent
1137	315	17h20:44.618	28.775	37.283	37.981	11	1:44.039	BALANDRAS Vincent
1184	315	17h22:31.309	29.746	39.184	37.761	12	1:46.691	BALANDRAS Vincent
1228	315	17h24:15.223	28.715	37.530	37.669	13	1:43.914	BALANDRAS Vincent
1269	315	17h25:59.909	29.012	37.630	38.044	14	1:44.686	BALANDRAS Vincent
1308	315	[IN] 17h27:42.872	28.821	37.475	36.667	15		BALANDRAS Vincent
1384	315	[DRIVER] 2h57:34.658				15		BALANDRAS Vincent
1385	315	[OUT] 17h30:58.246				15	3:15.374	BALANDRAS Vincent
1426	315	17h32:58.412	39.237	42.885	38.044	16		BALANDRAS Vincent
1462	315	17h34:44.661	28.740	37.357	40.152	17	1:46.249	BALANDRAS Vincent
1476		1h00:00.163						FINISH
1498	315	17h36:29.164	29.320	37.296	37.887	18	1:44.503	BALANDRAS Vincent



DIJON-PRENOIS

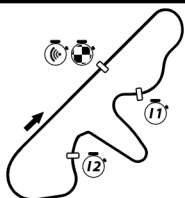
Seq	Num	Heure	Secteur 1	Secteur 2	Secteur 3	Tour	Temps	Pilote
346 PH RACING								
2								START
22	346	[OUT] 16h35:34.808						MAX Julien
71	346	16h38:01.088	45.682	57.921	42.677	1		MAX Julien
115	346	16h39:45.791	28.925	37.826	37.952	2	1:44.703	MAX Julien
164	346	16h41:33.545	29.282	40.580	37.892	3	1:47.754	MAX Julien
205	346	16h43:18.904	29.530	38.071	37.758	4	1:45.359	MAX Julien
246	346	16h45:09.844	30.634	41.761	38.545	5	1:50.940	MAX Julien
302	346	16h46:54.509	28.957	37.768	37.940	6	1:44.665	MAX Julien
352	346	16h48:39.260	29.448	37.487	37.816	7	1:44.751	MAX Julien
399	346	16h50:25.069	29.395	38.062	38.352	8	1:45.809	MAX Julien
445	346	16h52:10.126	29.116	37.701	38.240	9	1:45.057	MAX Julien
492	346	[IN] 16h53:57.892	30.186	38.439	39.141	10		MAX Julien
546	346	[OUT] 16h56:25.335				10	2:27.443	ROUSSILHE Adrien
547	346	[DRIVER] 3h34:36.459				10		ROUSSILHE Adrien
598	346	16h58:19.366	37.491	38.201	38.339	11		ROUSSILHE Adrien
646	346	17h00:04.914	29.297	37.862	38.389	12	1:45.548	ROUSSILHE Adrien
691	346	17h01:52.218	29.406	39.128	38.770	13	1:47.304	ROUSSILHE Adrien
736	346	17h03:37.318	29.132	37.698	38.270	14	1:45.100	ROUSSILHE Adrien
776	346	17h05:22.666	29.016	38.075	38.257	15	1:45.348	ROUSSILHE Adrien
818	346	17h07:08.365	29.410	37.896	38.393	16	1:45.699	ROUSSILHE Adrien
853	346	17h08:53.954	29.444	37.898	38.247	17	1:45.589	ROUSSILHE Adrien
892	346	17h10:41.158	29.405	39.186	38.613	18	1:47.204	ROUSSILHE Adrien
932	346	17h12:27.317	29.468	38.278	38.413	19	1:46.159	ROUSSILHE Adrien
967	346	[IN] 17h14:16.737	30.231	39.098	40.091	20		ROUSSILHE Adrien
1060	346	[OUT] 17h17:24.389				20	3:07.652	BOS Frederic
1062	346	[DRIVER] 2h44:00.696				20		BOS Frederic
1108	346	17h19:19.848	37.264	39.014	39.181	21		BOS Frederic
1151	346	17h21:07.480	30.087	38.501	39.044	22	1:47.632	BOS Frederic
1196	346	17h22:59.838	29.917	43.374	39.067	23	1:52.358	BOS Frederic
1241	346	17h24:47.422	30.133	38.480	38.971	24	1:47.584	BOS Frederic
1281	346	17h26:38.983	31.535	40.084	39.942	25	1:51.561	BOS Frederic
1325	346	17h28:26.438	30.130	37.930	39.395	26	1:47.455	BOS Frederic
1368	346	17h30:13.346	29.878	38.013	39.017	27	1:46.908	BOS Frederic
1410	346	17h32:00.040	29.807	37.873	39.014	28	1:46.694	BOS Frederic
1450	346	17h33:50.037	32.889	38.034	39.074	29	1:49.997	BOS Frederic
1476		1h00:00.163						FINISH
1484	346	17h35:37.239	29.863	38.563	38.776	30	1:47.202	BOS Frederic



DIJON-PRENOIS



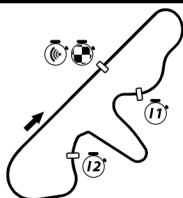
Seq	Num	Heure	Secteur 1	Secteur 2	Secteur 3	Tour	Temps	Pilote
358 JEANPAT RACING								
2								START
26	358	[OUT] 16h35:38.507						VEVRES Vincent
74	358	16h38:04.328	43.906	57.476	44.439	1		VEVRES Vincent
122	358	16h39:51.197	30.715	37.934	38.220	2	1:46.869	VEVRES Vincent
168	358	16h41:36.887	29.487	37.858	38.345	3	1:45.690	VEVRES Vincent
212	358	16h43:25.091	30.268	39.351	38.585	4	1:48.204	VEVRES Vincent
249	358	16h45:11.890	29.548	38.732	38.519	5	1:46.799	VEVRES Vincent
304	358	16h46:57.755	29.393	37.781	38.691	6	1:45.865	VEVRES Vincent
355	358	[IN] 16h48:46.693	29.780	38.254	40.904	7		VEVRES Vincent
439	358	[OUT] 16h51:57.712				7	3:11.019	CAILLET Jean Patrick
440	358	[DRIVER] 3h30:08.728				7		CAILLET Jean Patrick
493	358	16h54:00.399	37.974	44.804	39.909	8		CAILLET Jean Patrick
534	358	16h55:46.349	29.747	37.516	38.687	9	1:45.950	CAILLET Jean Patrick
582	358	16h57:32.672	29.404	37.985	38.934	10	1:46.323	CAILLET Jean Patrick
634	358	16h59:19.807	30.567	37.974	38.594	11	1:47.135	CAILLET Jean Patrick
672	358	17h01:06.933	30.176	38.158	38.792	12	1:47.126	CAILLET Jean Patrick
718	358	17h02:52.645	29.542	37.658	38.512	13	1:45.712	CAILLET Jean Patrick
761	358	17h04:38.311	29.444	37.623	38.599	14	1:45.666	CAILLET Jean Patrick
805	358	17h06:24.068	29.308	37.705	38.744	15	1:45.757	CAILLET Jean Patrick
843	358	[IN] 17h08:27.565	31.977	43.624	47.896	16		CAILLET Jean Patrick
918	358	[OUT] 17h11:34.819				16	3:07.254	VEVRES Vincent
919	358	[DRIVER] 3h49:46.079				16		VEVRES Vincent
958	358	17h13:26.720	34.709	38.339	38.853	17		VEVRES Vincent
998	358	17h15:12.662	29.484	37.872	38.586	18	1:45.942	VEVRES Vincent
1044	358	17h16:58.460	29.524	37.742	38.532	19	1:45.798	VEVRES Vincent
1091	358	17h18:45.652	30.005	38.476	38.711	20	1:47.192	VEVRES Vincent
1133	358	17h20:32.152	30.279	37.943	38.278	21	1:46.500	VEVRES Vincent
1177	358	17h22:18.006	29.424	38.154	38.276	22	1:45.854	VEVRES Vincent
1220	358	17h24:03.347	29.400	37.621	38.320	23	1:45.341	VEVRES Vincent
1261	358	17h25:49.879	29.963	38.110	38.459	24	1:46.532	VEVRES Vincent
1303	358	[IN] 17h27:36.299	30.513	38.252	37.655	25		VEVRES Vincent
1356	358	[OUT] 17h29:44.215				25	2:07.916	CAILLET Jean Patrick
1357	358	[DRIVER] 2h56:20.562				25		CAILLET Jean Patrick
1401	358	17h31:40.992	36.626	40.780	39.371	26		CAILLET Jean Patrick
1442	358	17h33:27.603	29.574	38.171	38.866	27	1:46.611	CAILLET Jean Patrick
1476		1h00:00.163						FINISH
1477	358	17h35:14.149	29.622	38.349	38.575	28	1:46.546	CAILLET Jean Patrick



DIJON-PRENOIS

Seq	Num	Heure	Secteur 1	Secteur 2	Secteur 3	Tour	Temps	Pilote
378 SITE DE POISSY								
2								START
7	378	[OUT] 16h35:18.058						LEFEBVRE Loic
52	378	16h37:10.448	36.553	37.940	37.897	1		LEFEBVRE Loic
98	378	16h38:54.133	28.937	37.206	37.542	2	1:43.685	LEFEBVRE Loic
141	378	16h40:38.518	28.718	37.555	38.112	3	1:44.385	LEFEBVRE Loic
186	378	[IN] 16h42:25.339	29.176	37.406	40.239	4		LEFEBVRE Loic
271	378	[OUT] 16h45:55.551				4	3:30.212	MARTINET Cyril
272	378	[DRIVER] 3h24:06.504				4		MARTINET Cyril
329	378	16h47:46.188	34.598	37.424	38.615	5		MARTINET Cyril
374	378	16h49:31.298	29.253	37.714	38.143	6	1:45.110	MARTINET Cyril
421	378	16h51:17.331	29.328	38.516	38.189	7	1:46.033	MARTINET Cyril
467	378	16h53:01.835	29.048	37.484	37.972	8	1:44.504	MARTINET Cyril
510	378	16h54:46.372	28.867	37.565	38.105	9	1:44.537	MARTINET Cyril
551	378	16h56:31.682	29.283	37.801	38.226	10	1:45.310	MARTINET Cyril
595	378	16h58:16.211	29.114	37.454	37.961	11	1:44.529	MARTINET Cyril
643	378	17h00:01.151	29.000	37.814	38.126	12	1:44.940	MARTINET Cyril
688	378	17h01:46.529	29.341	37.698	38.339	13	1:45.378	MARTINET Cyril
731	378	[IN] 17h03:28.724	29.066	37.673	35.456	14		MARTINET Cyril
800	378	[OUT] 17h06:07.726				14	2:39.002	ALLOT Sebastien
801	378	[DRIVER] 3h44:18.790				14		ALLOT Sebastien
838	378	17h07:59.231	35.377	38.000	38.128	15		ALLOT Sebastien
876	378	17h09:43.576	28.866	37.400	38.079	16	1:44.345	ALLOT Sebastien
915	378	17h11:28.143	28.910	37.652	38.005	17	1:44.567	ALLOT Sebastien
953	378	17h13:13.182	29.331	37.715	37.993	18	1:45.039	ALLOT Sebastien
989	378	17h14:57.362	28.910	37.388	37.882	19	1:44.180	ALLOT Sebastien
1034	378	17h16:42.158	28.799	37.459	38.538	20	1:44.796	ALLOT Sebastien
1081	378	17h18:26.875	29.208	37.570	37.939	21	1:44.717	ALLOT Sebastien
1126	378	17h20:11.846	29.029	37.691	38.251	22	1:44.971	ALLOT Sebastien
1169	378	17h21:56.012	28.945	37.416	37.805	23	1:44.166	ALLOT Sebastien
1212	378	17h23:41.909	29.373	38.207	38.317	24	1:45.897	ALLOT Sebastien
1251	378	17h25:26.135	28.883	37.422	37.921	25	1:44.226	ALLOT Sebastien
1294	378	17h27:11.100	28.920	38.188	37.857	26	1:44.965	ALLOT Sebastien
1332	378	[IN] 17h28:53.195	28.884	37.567	35.644	27		ALLOT Sebastien
1408	378	[DRIVER] 2h58:35.435				27		ALLOT Sebastien
1409	378	[OUT] 17h31:59.192				27	3:05.997	LEFEBVRE Loic
1451	378	17h33:53.300	36.825	38.866	38.417	28		LEFEBVRE Loic
1476		1h00:00.163						FINISH
1485	378	17h35:38.893	29.164	37.914	38.515	29	1:45.593	LEFEBVRE Loic

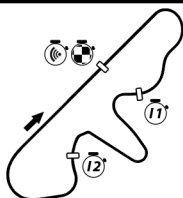
3,800 Km



DIJON-PRENOIS

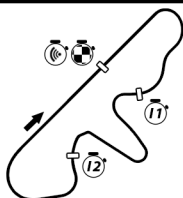
Seq	Num	Heure	Secteur 1	Secteur 2	Secteur 3	Tour	Temps	Pilote
409 GM.SPORT								
2								START
29	409	[OUT] 16h35:43.701						MARTINEZ Olivier
81	409	16h38:08.374	43.002	57.087	44.584	1		MARTINEZ Olivier
126	409	16h39:54.553	29.747	38.230	38.202	2	1:46.179	MARTINEZ Olivier
171	409	16h41:39.119	29.002	37.430	38.134	3	1:44.566	MARTINEZ Olivier
218	409	16h43:33.803	29.228	45.099	40.357	4	1:54.684	MARTINEZ Olivier
253	409	[IN] 16h45:16.898	29.085	37.896	36.114	5		MARTINEZ Olivier
315	409	[OUT] 16h47:17.520				5	2:00.622	MARION Benoit
316	409	[DRIVER] 3h25:28.565				5		MARION Benoit
366	409	16h49:12.166	37.258	38.585	38.803	6		MARION Benoit
414	409	16h50:58.139	29.457	37.893	38.623	7	1:45.973	MARION Benoit
459	409	16h52:43.552	29.122	37.811	38.480	8	1:45.413	MARION Benoit
502	409	16h54:31.208	30.013	38.931	38.712	9	1:47.656	MARION Benoit
543	409	16h56:16.802	29.200	37.696	38.698	10	1:45.594	MARION Benoit
592	409	16h58:07.599	33.077	39.195	38.525	11	1:50.797	MARION Benoit
649	409	[IN] 17h00:10.800	36.839	45.486	40.876	12		MARION Benoit
723	409	[OUT] 17h03:04.480				12	2:53.680	MARTINEZ Olivier
724	409	[DRIVER] 3h41:15.621				12		MARTINEZ Olivier
765	409	17h05:05.184	37.202	44.622	38.880	13		MARTINEZ Olivier
808	409	17h06:50.426	29.269	37.627	38.346	14	1:45.242	MARTINEZ Olivier
845	409	17h08:35.895	29.310	37.639	38.520	15	1:45.469	MARTINEZ Olivier
885	409	17h10:21.097	29.175	37.691	38.336	16	1:45.202	MARTINEZ Olivier
927	409	17h12:06.429	29.177	37.748	38.407	17	1:45.332	MARTINEZ Olivier
963	409	17h14:00.062	34.182	40.761	38.690	18	1:53.633	MARTINEZ Olivier
1017	409	17h15:45.164	29.192	37.607	38.303	19	1:45.102	MARTINEZ Olivier
1063	409	[IN] 17h17:26.213	29.378	37.730	33.941	20		MARTINEZ Olivier
1121	409	[OUT] 17h19:59.293				20	2:33.080	MARION Benoit
1122	409	[DRIVER] 2h46:35.590				20		MARION Benoit
1166	409	17h21:51.412	35.329	38.325	38.465	21		MARION Benoit
1208	409	17h23:37.669	29.906	37.794	38.557	22	1:46.257	MARION Benoit
1247	409	17h25:23.980	29.513	37.633	39.165	23	1:46.311	MARION Benoit
1292	409	17h27:10.428	29.762	38.109	38.577	24	1:46.448	MARION Benoit
1339	409	[IN] 17h29:06.205	34.315	41.947	39.515	25		MARION Benoit
1476		1h00:00.163						FINISH

3,800 Km



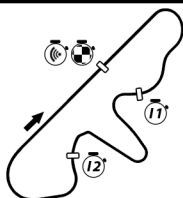
DIJON-PRENOIS

Seq	Num	Heure	Secteur 1	Secteur 2	Secteur 3	Tour	Temps	Pilote
415 GPA RACING								
2								START
13	415	[OUT] 16h35:25.402						PRETIN Antoine
63	415	16h37:56.649	50.863	58.449	41.935	1		PRETIN Antoine
109	415	16h39:39.043	28.301	36.702	37.391	2	1:42.394	PRETIN Antoine
154	415	16h41:21.735	28.450	36.678	37.564	3	1:42.692	PRETIN Antoine
199	415	[IN] 16h43:15.092	31.584	41.163	40.610	4		PRETIN Antoine
281	415	[OUT] 16h46:23.484				4	3:08.392	PLUBEL Guillaume
282	415	[DRIVER] 3h24:34.558				4		PLUBEL Guillaume
340	415	16h48:16.840	35.464	40.031	37.861	5		PLUBEL Guillaume
388	415	16h50:00.438	28.797	36.983	37.818	6	1:43.598	PLUBEL Guillaume
433	415	16h51:43.806	28.692	36.849	37.827	7	1:43.368	PLUBEL Guillaume
479	415	[IN] 16h53:29.559	30.394	38.915	36.444	8		PLUBEL Guillaume
570	415	[DRIVER] 3h35:16.606				8		PLUBEL Guillaume
571	415	[OUT] 16h57:05.577				8	3:36.018	POUGET David
622	415	16h59:01.131	38.387	39.265	37.902	9		POUGET David
663	415	17h00:44.343	28.625	36.887	37.700	10	1:43.212	POUGET David
707	415	17h02:27.474	28.603	36.857	37.671	11	1:43.131	POUGET David
751	415	17h04:10.676	28.622	36.776	37.804	12	1:43.202	POUGET David
793	415	[IN] 17h05:56.793	28.669	39.873	37.575	13		POUGET David
999	415	[OUT] 17h15:15.938				13	9:19.145	PLUBEL Guillaume
1000	415	[DRIVER] 2h41:52.259				13		PLUBEL Guillaume
1052	415	17h17:16.379	40.185	42.487	37.769	14		PLUBEL Guillaume
1097	415	17h18:59.789	28.725	36.901	37.784	15	1:43.410	PLUBEL Guillaume
1142	415	17h20:46.625	28.976	37.608	40.252	16	1:46.836	PLUBEL Guillaume
1183	415	17h22:30.747	28.825	37.406	37.891	17	1:44.122	PLUBEL Guillaume
1226	415	17h24:14.548	28.771	37.308	37.722	18	1:43.801	PLUBEL Guillaume
1267	415	17h25:58.519	28.706	37.295	37.970	19	1:43.971	PLUBEL Guillaume
1313	415	[IN] 17h27:56.028	31.255	41.079	45.175	20		PLUBEL Guillaume
1382	415	[OUT] 17h30:57.698				20	3:01.670	PLUBEL Guillaume
1383	415	[DRIVER] 2h57:34.125				20		PLUBEL Guillaume
1425	415	17h32:57.768	39.428	42.685	37.957	21		PLUBEL Guillaume
1461	415	17h34:44.387	28.797	37.616	40.206	22	1:46.619	PLUBEL Guillaume
1476		1h00:00.163						FINISH
1496	415	[IN] 17h36:27.942	28.956	37.214	37.385	23		PLUBEL Guillaume



Seq	Num	Heure	Secteur 1	Secteur 2	Secteur 3	Tour	Temps	Pilote
458 JEANPAT RACING								
2								START
27	458	[OUT] 16h35:40.347						BARTHEL Frederic
79	458	16h38:05.486	43.570	57.038	44.531	1		BARTHEL Frederic
123	458	16h39:51.424	30.398	37.715	37.825	2	1:45.938	BARTHEL Frederic
167	458	16h41:36.282	28.871	37.790	38.197	3	1:44.858	BARTHEL Frederic
209	458	16h43:21.797	29.926	37.584	38.005	4	1:45.515	BARTHEL Frederic
243	458	16h45:07.897	29.349	38.463	38.288	5	1:46.100	BARTHEL Frederic
300	458	16h46:53.606	29.349	37.751	38.609	6	1:45.709	BARTHEL Frederic
351	458	16h48:38.770	29.212	37.603	38.349	7	1:45.164	BARTHEL Frederic
401	458	[IN] 16h50:34.531	32.414	41.929	41.418	8		BARTHEL Frederic
488	458	[OUT] 16h53:48.258				8	3:13.727	RAVEL Gilles
489	458	[DRIVER] 3h31:59.326				8		RAVEL Gilles
531	458	16h55:41.472	36.675	38.472	38.067	9		RAVEL Gilles
580	458	16h57:25.837	28.875	37.515	37.975	10	1:44.365	RAVEL Gilles
629	458	16h59:10.756	28.900	37.554	38.465	11	1:44.919	RAVEL Gilles
669	458	17h00:55.728	29.110	37.682	38.180	12	1:44.972	RAVEL Gilles
715	458	17h02:40.362	28.973	37.662	37.999	13	1:44.634	RAVEL Gilles
758	458	[IN] 17h04:29.095	28.941	37.650	42.142	14		RAVEL Gilles
862	458	[OUT] 17h09:14.643				14	4:45.548	BARTHEL Frederic
863	458	[DRIVER] 3h47:25.845				14		BARTHEL Frederic
902	458	17h11:04.639	33.917	37.719	38.360	15		BARTHEL Frederic
943	458	17h12:50.020	29.189	37.820	38.372	16	1:45.381	BARTHEL Frederic
974	458	17h14:35.594	29.334	37.770	38.470	17	1:45.574	BARTHEL Frederic
1026	458	17h16:20.961	29.344	37.798	38.225	18	1:45.367	BARTHEL Frederic
1073	458	[IN] 17h18:03.802	29.358	37.681	35.802	19		BARTHEL Frederic
1191	458	[OUT] 17h22:44.698				19	4:40.896	RAVEL Gilles
1192	458	[DRIVER] 2h49:21.012				19		RAVEL Gilles
1239	458	17h24:45.622	39.389	43.639	37.896	20		RAVEL Gilles
1279	458	17h26:31.678	29.752	38.085	38.219	21	1:46.056	RAVEL Gilles
1320	458	17h28:16.998	29.267	37.698	38.355	22	1:45.320	RAVEL Gilles
1361	458	17h30:02.462	29.111	37.972	38.381	23	1:45.464	RAVEL Gilles
1403	458	[IN] 17h31:48.681	29.092	38.014	39.113	24		RAVEL Gilles
1440	458	[OUT] 17h33:22.300				24	1:33.619	BARTHEL Frederic
1441	458	[DRIVER] 2h59:58.702				24		BARTHEL Frederic
1475	458	17h35:13.082	34.371	38.167	38.244	25		BARTHEL Frederic
1476		1h00:00.163						FINISH
1510	458	[IN] 17h36:59.631	29.365	38.009	39.175	26		BARTHEL Frederic

3,800 Km



DIJON-PRENOIS



PEUGEOT SPORT

LES RENCONTRES -

RENCONTRES PEUGEOT SPORT

DIJON-PRENOIS

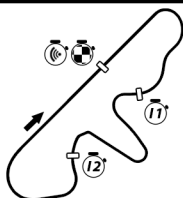
RELAIS 208

Essais Qualificatifs

Historique

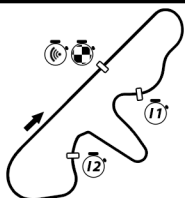
Seq	Num	Heure	Secteur 1	Secteur 2	Secteur 3	Tour	Temps	Pilote
509 GM.SPORT								
2								START
34	509	[OUT] 16h35:49.662						PAGET Julien
76	509	16h38:04.614	38.766	51.491	44.695	1		PAGET Julien
124	509	16h39:53.008	32.360	38.063	37.971	2	1:48.394	PAGET Julien
169	509	16h41:37.004	28.759	37.424	37.813	3	1:43.996	PAGET Julien
214	509	16h43:29.730	30.198	43.731	38.797	4	1:52.726	PAGET Julien
251	509	16h45:13.629	28.773	37.293	37.833	5	1:43.899	PAGET Julien
306	509	[IN] 16h47:04.008	30.452	41.123	38.804	6		PAGET Julien
368	509	[OUT] 16h49:22.533				6	2:18.525	JUIF Styve
369	509	[DRIVER] 3h27:33.573				6		JUIF Styve
420	509	16h51:16.621	36.714	39.203	38.171	7		JUIF Styve
466	509	16h53:00.947	28.997	37.162	38.167	8	1:44.326	JUIF Styve
509	509	16h54:44.891	28.823	37.271	37.850	9	1:43.944	JUIF Styve
550	509	16h56:28.822	28.718	37.256	37.957	10	1:43.931	JUIF Styve
594	509	16h58:14.061	28.771	37.824	38.644	11	1:45.239	JUIF Styve
642	509	16h59:58.423	29.179	37.311	37.872	12	1:44.362	JUIF Styve
686	509	[IN] 17h01:45.730	29.399	39.161	38.747	13		JUIF Styve
740	509	[OUT] 17h03:48.432				13	2:02.702	PENOT Adrien
741	509	[DRIVER] 3h41:59.586				13		PENOT Adrien
785	509	17h05:39.983	35.092	38.115	38.344	14		PENOT Adrien
823	509	17h07:25.174	29.292	37.546	38.353	15	1:45.191	PENOT Adrien
859	509	17h09:10.067	29.388	37.622	37.883	16	1:44.893	PENOT Adrien
899	509	17h10:55.313	29.343	37.735	38.168	17	1:45.246	PENOT Adrien
940	509	17h12:40.500	29.153	37.792	38.242	18	1:45.187	PENOT Adrien
973	509	17h14:25.667	29.207	37.781	38.179	19	1:45.167	PENOT Adrien
1025	509	17h16:10.833	29.139	37.883	38.144	20	1:45.166	PENOT Adrien
1071	509	17h17:57.878	29.748	38.884	38.413	21	1:47.045	PENOT Adrien
1116	509	17h19:43.077	29.196	37.751	38.252	22	1:45.199	PENOT Adrien
1158	509	17h21:29.850	29.128	38.229	39.416	23	1:46.773	PENOT Adrien
1204	509	17h23:19.231	30.819	40.042	38.520	24	1:49.381	PENOT Adrien
1244	509	17h25:04.366	29.119	37.800	38.216	25	1:45.135	PENOT Adrien
1285	509	[IN] 17h26:53.686	29.236	38.019	42.065	26		PENOT Adrien
1476		1h00:00.163						FINISH





DIJON-PRENOIS

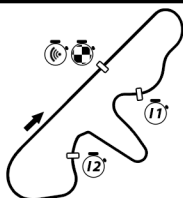
Seq	Num	Heure	Secteur 1	Secteur 2	Secteur 3	Tour	Temps	Pilote
515 GPA RACING								
2								START
31	515	[OUT] 16h35:45.955						NEVERS Stephane
67	515	16h37:58.280	40.826	49.058	42.441	1		NEVERS Stephane
113	515	16h39:43.103	29.028	37.465	38.330	2	1:44.823	NEVERS Stephane
158	515	16h41:28.661	29.203	37.538	38.817	3	1:45.558	NEVERS Stephane
206	515	[IN] 16h43:19.101	29.553	38.271	42.616	4		NEVERS Stephane
287	515	[DRIVER] 3h24:36.280				4		NEVERS Stephane
288	515	[OUT] 16h46:25.250				4	3:06.149	ROSTANT Gael
343	515	16h48:18.425	34.792	40.347	38.036	5		ROSTANT Gael
392	515	16h50:03.412	29.027	37.649	38.311	6	1:44.987	ROSTANT Gael
438	515	16h51:48.752	29.393	37.642	38.305	7	1:45.340	ROSTANT Gael
482	515	[IN] 16h53:33.005	29.337	37.837	37.079	8		ROSTANT Gael
574	515	[DRIVER] 3h35:18.128				8		ROSTANT Gael
575	515	[OUT] 16h57:07.069				8	3:34.064	NEVERS Stephane
624	515	16h59:02.178	37.608	39.574	37.927	9		NEVERS Stephane
665	515	17h00:46.831	28.886	37.624	38.143	10	1:44.653	NEVERS Stephane
711	515	[IN] 17h02:30.116	29.273	37.822	36.190	11		NEVERS Stephane
1004	515	[OUT] 17h15:17.272				11	12:47.156	NEVERS Stephane
1005	515	[DRIVER] 2h41:53.526				11		NEVERS Stephane
1056	515	17h17:19.113	39.622	43.657	38.562	12		NEVERS Stephane
1102	515	17h19:04.709	29.399	37.619	38.578	13	1:45.596	NEVERS Stephane
1144	515	17h20:50.283	28.955	37.494	39.125	14	1:45.574	NEVERS Stephane
1187	515	17h22:38.317	30.870	38.939	38.225	15	1:48.034	NEVERS Stephane
1231	515	[IN] 17h24:25.725	29.239	38.343	39.826	16		NEVERS Stephane
1386	515	[OUT] 17h30:58.924				16	6:33.199	NEVERS Stephane
1387	515	[DRIVER] 2h57:35.326				16		NEVERS Stephane
1427	515	17h32:58.797	38.996	42.841	38.036	17		NEVERS Stephane
1467	515	17h34:48.226	28.862	37.486	43.081	18	1:49.429	NEVERS Stephane
1476		1h00:00.163						FINISH
1504	515	[IN] 17h36:40.960	33.863	37.998	40.873	19		NEVERS Stephane



DIJON-PRENOIS

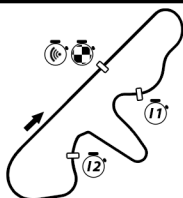
Seq	Num	Heure	Secteur 1	Secteur 2	Secteur 3	Tour	Temps	Pilote
555 DANRACING								
2								START
19	555	[OUT] 16h35:31.739						PRASCHL David
60	555	16h37:35.167	45.495	39.895	38.038	1		PRASCHL David
104	555	16h39:19.833	29.034	37.735	37.897	2	1:44.666	PRASCHL David
148	555	16h41:04.184	29.029	37.418	37.904	3	1:44.351	PRASCHL David
192	555	16h42:48.453	28.896	37.328	38.045	4	1:44.269	PRASCHL David
235	555	[IN] 16h44:30.767	29.086	37.295	35.933	5		PRASCHL David
310	555	[OUT] 16h47:10.161				5	2:39.394	RAHARD Danick
312	555	[DRIVER] 3h25:21.234				5		RAHARD Danick
361	555	16h48:59.100	33.614	37.391	37.934	6		RAHARD Danick
407	555	16h50:44.035	29.185	37.478	38.272	7	1:44.935	RAHARD Danick
449	555	16h52:28.663	29.039	37.359	38.230	8	1:44.628	RAHARD Danick
497	555	16h54:13.608	29.033	37.563	38.349	9	1:44.945	RAHARD Danick
537	555	[IN] 16h55:58.631	29.119	37.697	38.207	10		RAHARD Danick
589	555	[OUT] 16h58:04.462				10	2:05.831	HENRY David
590	555	[DRIVER] 3h36:15.588				10		HENRY David
641	555	16h59:55.800	35.098	37.492	38.748	11		HENRY David
682	555	17h01:40.672	28.930	37.783	38.159	12	1:44.872	HENRY David
728	555	17h03:25.594	29.051	37.737	38.134	13	1:44.922	HENRY David
770	555	17h05:10.617	29.098	37.699	38.226	14	1:45.023	HENRY David
809	555	17h06:55.736	29.134	37.796	38.189	15	1:45.119	HENRY David
846	555	[IN] 17h08:40.796	29.174	37.814	38.072	16		HENRY David
912	555	[OUT] 17h11:25.573				16	2:44.777	HENRY David
913	555	[DRIVER] 3h49:36.826				16		HENRY David
955	555	17h13:16.720	33.623	37.635	39.889	17		HENRY David
993	555	17h15:01.807	28.987	37.960	38.140	18	1:45.087	HENRY David
1037	555	17h16:46.705	29.094	37.884	37.920	19	1:44.898	HENRY David
1083	555	17h18:31.742	28.940	38.156	37.941	20	1:45.037	HENRY David
1127	555	[IN] 17h20:15.095	28.950	38.822	35.581	21		HENRY David
1197	555	[OUT] 17h22:59.818				21	2:44.723	RAHARD Danick
1198	555	[DRIVER] 2h49:36.195				21		RAHARD Danick
1246	555	17h25:19.645	37.638	53.231	48.958	22		RAHARD Danick
1293	555	17h27:10.850	32.957	40.004	38.244	23	1:51.205	RAHARD Danick
1333	555	17h28:56.806	30.083	37.647	38.226	24	1:45.956	RAHARD Danick
1376	555	17h30:43.160	29.261	38.945	38.148	25	1:46.354	RAHARD Danick
1417	555	17h32:28.001	28.967	37.894	37.980	26	1:44.841	RAHARD Danick
1454	555	17h34:13.273	28.962	38.149	38.161	27	1:45.272	RAHARD Danick
1476		1h00:00.163						FINISH
1488	555	17h35:58.577	29.056	38.027	38.221	28	1:45.304	RAHARD Danick

3,800 Km



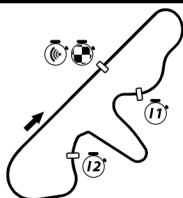
DIJON-PRENOIS

Seq	Num	Heure	Secteur 1	Secteur 2	Secteur 3	Tour	Temps	Pilote
572 DONDEL TEAM MOTORSPORT								
2								START
20	572	[OUT] 16h35:32.670						DONDEL Yannick
62	572	16h37:41.211	46.772	43.045	38.724	1		DONDEL Yannick
108	572	16h39:26.131	29.337	37.685	37.898	2	1:44.920	DONDEL Yannick
153	572	16h41:10.871	29.251	37.597	37.892	3	1:44.740	DONDEL Yannick
198	572	[IN] 16h43:13.567	31.346	46.787	44.563	4		DONDEL Yannick
256	572	[OUT] 16h45:21.360				4	2:07.793	DONDEL Yannick
257	572	[DRIVER] 3h23:32.403				4		DONDEL Yannick
313	572	16h47:12.747	33.931	38.625	38.831	5		DONDEL Yannick
360	572	16h48:58.630	29.367	37.935	38.581	6	1:45.883	DONDEL Yannick
408	572	16h50:44.737	29.968	37.867	38.272	7	1:46.107	DONDEL Yannick
450	572	16h52:29.957	29.219	37.678	38.323	8	1:45.220	DONDEL Yannick
498	572	16h54:15.741	29.290	37.917	38.577	9	1:45.784	DONDEL Yannick
538	572	16h56:01.533	29.120	38.011	38.661	10	1:45.792	DONDEL Yannick
587	572	[IN] 16h57:49.966	31.651	39.247	37.535	11		DONDEL Yannick
928	572	[OUT] 17h12:14.123				11	14:24.157	DONDEL Yannick
929	572	[DRIVER] 3h50:25.378				11		DONDEL Yannick
969	572	17h14:18.993	42.989	43.090	38.791	12		DONDEL Yannick
1021	572	17h16:04.483	29.258	37.877	38.355	13	1:45.490	DONDEL Yannick
1068	572	17h17:50.013	29.272	37.939	38.319	14	1:45.530	DONDEL Yannick
1112	572	17h19:35.858	29.423	37.920	38.502	15	1:45.845	DONDEL Yannick
1156	572	17h21:21.711	29.448	37.884	38.521	16	1:45.853	DONDEL Yannick
1200	572	[IN] 17h23:05.729	29.400	39.267	35.351	17		DONDEL Yannick
1253	572	[OUT] 17h25:30.910				17	2:25.181	DONDEL Yann
1254	572	[DRIVER] 2h52:07.248				17		DONDEL Yann
1307	572	17h27:42.568	45.024	48.279	38.355	18		DONDEL Yann
1349	572	17h29:27.939	29.157	37.909	38.305	19	1:45.371	DONDEL Yann
1393	572	17h31:13.804	29.677	37.971	38.217	20	1:45.865	DONDEL Yann
1431	572	17h33:00.672	29.360	39.162	38.346	21	1:46.868	DONDEL Yann
1466	572	17h34:46.393	29.315	38.180	38.226	22	1:45.721	DONDEL Yann
1476		1h00:00.163						FINISH
1501	572	17h36:32.675	29.688	38.402	38.192	23	1:46.282	DONDEL Yann



DIJON-PRENOIS

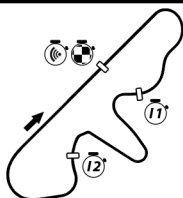
Seq	Num	Heure	Secteur 1	Secteur 2	Secteur 3	Tour	Temps	Pilote
590 MONTBELIARD								
2								START
47	590	[OUT] 16h36:45.913						
48	590	[DRIVER] 2h03:21.899						MARCHAND-ARVIER Jean-Baptiste
95	590	16h38:51.643	38.801	46.579	40.350	1		MARCHAND-ARVIER Jean-Baptiste
142	590	16h40:39.419	30.174	39.436	38.166	2	1:47.776	MARCHAND-ARVIER Jean-Baptiste
187	590	16h42:25.465	29.290	38.394	38.362	3	1:46.046	MARCHAND-ARVIER Jean-Baptiste
231	590	16h44:12.230	29.580	37.575	39.610	4	1:46.765	MARCHAND-ARVIER Jean-Baptiste
274	590	16h45:59.976	30.135	38.062	39.549	5	1:47.746	MARCHAND-ARVIER Jean-Baptiste
331	590	16h47:46.494	29.354	37.680	39.484	6	1:46.518	MARCHAND-ARVIER Jean-Baptiste
377	590	[IN] 16h49:34.209	29.525	38.091	40.099	7		
429	590	[OUT] 16h51:38.526				7	2:04.317	
430	590	[DRIVER] 3h29:49.616				7		VOIRIN Benoît
485	590	16h53:36.315	36.438	42.422	38.929	8		VOIRIN Benoît
530	590	16h55:40.867	29.355	55.919	39.278	9	2:04.552	VOIRIN Benoît
581	590	16h57:28.174	30.332	38.191	38.784	10	1:47.307	VOIRIN Benoît
632	590	16h59:14.990	29.526	38.348	38.942	11	1:46.816	VOIRIN Benoît
670	590	17h01:01.208	29.635	37.874	38.709	12	1:46.218	VOIRIN Benoît
716	590	17h02:47.444	29.656	37.952	38.628	13	1:46.236	VOIRIN Benoît
759	590	17h04:33.425	29.478	38.087	38.416	14	1:45.981	VOIRIN Benoît
803	590	17h06:19.033	29.289	37.716	38.603	15	1:45.608	VOIRIN Benoît
841	590	17h08:05.308	30.061	37.990	38.224	16	1:46.275	VOIRIN Benoît
881	590	17h09:50.852	29.288	37.866	38.390	17	1:45.544	VOIRIN Benoît
921	590	17h11:36.857	29.267	38.304	38.434	18	1:46.005	VOIRIN Benoît
957	590	17h13:23.852	29.681	38.382	38.932	19	1:46.995	VOIRIN Benoît
996	590	[IN] 17h15:09.219	29.606	38.358	37.403	20		
1049	590	[OUT] 17h17:15.788				20	2:06.569	
1051	590	[DRIVER] 2h43:52.107				20		MARCHAND-ARVIER Jean-Baptiste
1110	590	17h19:28.148	43.985	49.111	39.264	21		MARCHAND-ARVIER Jean-Baptiste
1153	590	17h21:14.571	29.518	37.673	39.232	22	1:46.423	MARCHAND-ARVIER Jean-Baptiste
1199	590	17h23:01.064	29.475	38.259	38.759	23	1:46.493	MARCHAND-ARVIER Jean-Baptiste
1240	590	[IN] 17h24:47.217	29.524	38.461	38.168	24		
1318	590	[OUT] 17h28:15.412				24	3:28.195	VOIRIN Benoît
1319	590	[DRIVER] 2h54:51.815				24		VOIRIN Benoît
1363	590	17h30:07.952	34.919	38.504	39.117	25		VOIRIN Benoît
1407	590	17h31:57.225	32.003	38.682	38.588	26	1:49.273	VOIRIN Benoît
1447	590	17h33:42.605	29.119	37.849	38.412	27	1:45.380	VOIRIN Benoît
1476		1h00:00.163						FINISH
1481	590	17h35:29.192	29.512	38.260	38.815	28	1:46.587	VOIRIN Benoît



DIJON-PRENOIS

Seq	Num	Heure	Secteur 1	Secteur 2	Secteur 3	Tour	Temps	Pilote
609 GM.SPORT								
2								START
28	609	[OUT] 16h35:41.926						HERNANDEZ-FELIX Sebastien
82	609	16h38:09.427	45.838	56.783	44.880	1		HERNANDEZ-FELIX Sebastien
128	609	16h39:56.831	29.912	37.978	39.514	2	1:47.404	HERNANDEZ-FELIX Sebastien
173	609	16h41:43.825	30.102	38.120	38.772	3	1:46.994	HERNANDEZ-FELIX Sebastien
217	609	16h43:33.134	29.760	40.301	39.248	4	1:49.309	HERNANDEZ-FELIX Sebastien
255	609	16h45:19.039	29.376	37.808	38.721	5	1:45.905	HERNANDEZ-FELIX Sebastien
307	609	16h47:05.940	29.465	38.254	39.182	6	1:46.901	HERNANDEZ-FELIX Sebastien
357	609	16h48:52.462	29.482	38.130	38.910	7	1:46.522	HERNANDEZ-FELIX Sebastien
403	609	16h50:39.585	29.485	38.589	39.049	8	1:47.123	HERNANDEZ-FELIX Sebastien
447	609	16h52:26.553	29.758	38.184	39.026	9	1:46.968	HERNANDEZ-FELIX Sebastien
496	609	[IN] 16h54:13.013	30.133	37.792	38.535	10		HERNANDEZ-FELIX Sebastien
541	609	[DRIVER] 3h34:25.838				10		HERNANDEZ-FELIX Sebastien
542	609	[OUT] 16h56:14.701				10	2:01.688	HERNANDEZ-FELIX Michael
593	609	16h58:08.617	35.945	39.099	38.872	11		HERNANDEZ-FELIX Michael
640	609	16h59:55.693	29.918	37.946	39.212	12	1:47.076	HERNANDEZ-FELIX Michael
683	609	17h01:42.521	30.021	37.669	39.138	13	1:46.828	HERNANDEZ-FELIX Michael
730	609	17h03:28.687	29.645	37.529	38.992	14	1:46.166	HERNANDEZ-FELIX Michael
773	609	17h05:14.784	29.617	37.490	38.990	15	1:46.097	HERNANDEZ-FELIX Michael
815	609	17h07:04.352	29.883	38.206	41.479	16	1:49.568	HERNANDEZ-FELIX Michael
852	609	17h08:52.717	30.905	37.919	39.541	17	1:48.365	HERNANDEZ-FELIX Michael
891	609	17h10:41.039	29.948	39.007	39.367	18	1:48.322	HERNANDEZ-FELIX Michael
933	609	17h12:28.559	30.843	37.875	38.802	19	1:47.520	HERNANDEZ-FELIX Michael
968	609	17h14:17.353	31.897	37.840	39.057	20	1:48.794	HERNANDEZ-FELIX Michael
1020	609	[IN] 17h16:03.702	29.831	37.810	38.708	21		HERNANDEZ-FELIX Michael
1074	609	[OUT] 17h18:04.876				21	2:01.174	HERNANDEZ-FELIX Sebastien
1075	609	[DRIVER] 2h44:41.002				21		HERNANDEZ-FELIX Sebastien
1118	609	17h19:57.117	34.813	38.518	38.910	22		HERNANDEZ-FELIX Sebastien
1163	609	17h21:43.875	29.718	38.184	38.856	23	1:46.758	HERNANDEZ-FELIX Sebastien
1207	609	17h23:30.417	29.401	38.076	39.065	24	1:46.542	HERNANDEZ-FELIX Sebastien
1245	609	17h25:19.126	29.429	38.262	41.018	25	1:48.709	HERNANDEZ-FELIX Sebastien
1288	609	17h27:05.545	29.371	38.079	38.969	26	1:46.419	HERNANDEZ-FELIX Sebastien
1329	609	17h28:52.004	29.507	38.001	38.951	27	1:46.459	HERNANDEZ-FELIX Sebastien
1372	609	17h30:38.099	29.576	37.801	38.718	28	1:46.095	HERNANDEZ-FELIX Sebastien
1415	609	17h32:24.616	29.399	38.111	39.007	29	1:46.517	HERNANDEZ-FELIX Sebastien
1455	609	17h34:14.360	31.766	39.553	38.425	30	1:49.744	HERNANDEZ-FELIX Sebastien
1476		1h00:00.163						FINISH
1493	609	[IN] 17h36:15.838	29.362	46.096	46.020	31		HERNANDEZ-FELIX Sebastien

3,800 Km



DIJON-PRENOIS



PEUGEOT SPORT

LES RENCONTRES -

RENCONTRES PEUGEOT SPORT

DIJON-PRENOIS

RELAIS 208

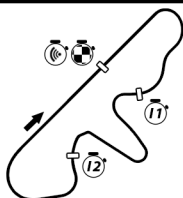
Essais Qualificatifs

Historique

Seq	Num	Heure	Secteur 1	Secteur 2	Secteur 3	Tour	Temps	Pilote
615 GPA RACING								
2								START
12	615	[OUT] 16h35:23.948						CASTELLANI Alex
57	615	16h37:28.730	40.379	41.791	42.612	1		CASTELLANI Alex
106	615	16h39:20.214	32.891	38.653	39.940	2	1:51.484	CASTELLANI Alex
152	615	16h41:10.588	31.496	38.202	40.676	3	1:50.374	CASTELLANI Alex
196	615	16h43:01.463	32.151	38.773	39.951	4	1:50.875	CASTELLANI Alex
241	615	16h44:50.319	31.261	38.110	39.485	5	1:48.856	CASTELLANI Alex
294	615	16h46:38.591	30.715	38.321	39.236	6	1:48.272	CASTELLANI Alex
348	615	16h48:26.436	30.792	37.873	39.180	7	1:47.845	CASTELLANI Alex
394	615	16h50:13.968	30.307	38.009	39.216	8	1:47.532	CASTELLANI Alex
441	615	16h52:02.168	30.665	38.335	39.200	9	1:48.200	CASTELLANI Alex
490	615	[IN] 16h53:49.222	30.935	38.188	37.931	10		CASTELLANI Alex
562	615	[DRIVER] 3h35:01.724				10		CASTELLANI Alex
563	615	[OUT] 16h56:50.616				10	3:01.394	FRAICHOT Christophe
618	615	16h58:48.675	38.549	39.445	40.065	11		FRAICHOT Christophe
659	615	17h00:38.095	30.792	38.834	39.794	12	1:49.420	FRAICHOT Christophe
706	615	17h02:27.031	30.824	38.741	39.371	13	1:48.936	FRAICHOT Christophe
753	615	17h04:15.135	30.855	37.810	39.439	14	1:48.104	FRAICHOT Christophe
796	615	17h06:02.495	30.097	38.045	39.218	15	1:47.360	FRAICHOT Christophe
833	615	17h07:50.119	30.251	38.006	39.367	16	1:47.624	FRAICHOT Christophe
875	615	17h09:40.023	32.670	38.175	39.059	17	1:49.904	FRAICHOT Christophe
914	615	17h11:26.742	29.925	37.955	38.839	18	1:46.719	FRAICHOT Christophe
954	615	[IN] 17h13:15.115	30.669	38.950	38.754	19		FRAICHOT Christophe
1038	615	[OUT] 17h16:46.756				19	3:31.641	FRAICHOT Lucas
1039	615	[DRIVER] 2h43:23.075				19		FRAICHOT Lucas
1095	615	17h18:51.163	41.547	44.189	38.671	20		FRAICHOT Lucas
1135	615	17h20:35.380	28.552	37.766	37.899	21	1:44.217	FRAICHOT Lucas
1179	615	17h22:19.359	28.719	37.488	37.772	22	1:43.979	FRAICHOT Lucas
1221	615	17h24:03.451	28.805	37.589	37.698	23	1:44.092	FRAICHOT Lucas
1260	615	17h25:48.268	29.275	37.499	38.043	24	1:44.817	FRAICHOT Lucas
1301	615	17h27:33.159	28.962	37.656	38.273	25	1:44.891	FRAICHOT Lucas
1347	615	17h29:23.412	31.265	41.011	37.977	26	1:50.253	FRAICHOT Lucas
1395	615	17h31:20.578	31.042	44.974	41.150	27	1:57.166	FRAICHOT Lucas
1434	615	17h33:12.268	31.566	41.464	38.660	28	1:51.690	FRAICHOT Lucas
1471	615	17h34:56.226	28.634	37.455	37.869	29	1:43.958	FRAICHOT Lucas
1476		1h00:00.163						FINISH
1503	615	17h36:40.482	28.829	37.303	38.124	30	1:44.256	FRAICHOT Lucas



3,800 Km



DIJON-PRENOIS



PEUGEOT SPORT

LES RENCONTRES -

RENCONTRES PEUGEOT SPORT

DIJON-PRENOIS

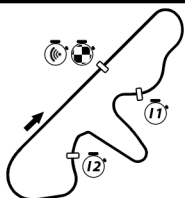
RELAIS 208

Essais Qualificatifs

Historique

Seq	Num	Heure	Secteur 1	Secteur 2	Secteur 3	Tour	Temps	Pilote
715 GPA RACING								
2								START
16	715	[OUT] 16h35:27.748						PERROUX Dominique
68	715	16h37:59.311	51.043	57.577	42.943	1		PERROUX Dominique
114	715	16h39:44.972	29.464	37.905	38.292	2	1:45.661	PERROUX Dominique
161	715	16h41:32.443	29.535	39.913	38.023	3	1:47.471	PERROUX Dominique
204	715	16h43:18.226	30.074	37.535	38.174	4	1:45.783	PERROUX Dominique
248	715	[IN] 16h45:10.825	31.022	37.775	43.802	5		PERROUX Dominique
332	715	[OUT] 16h47:46.544				5	2:35.719	ZIRA Patrick
333	715	[DRIVER] 3h25:57.495				5		ZIRA Patrick
381	715	16h49:39.330	35.780	38.725	38.281	6		ZIRA Patrick
426	715	16h51:25.832	29.485	38.396	38.621	7	1:46.502	ZIRA Patrick
474	715	16h53:11.681	29.518	37.918	38.413	8	1:45.849	ZIRA Patrick
515	715	16h54:58.126	29.690	38.111	38.644	9	1:46.445	ZIRA Patrick
559	715	16h56:44.044	29.589	37.894	38.435	10	1:45.918	ZIRA Patrick
606	715	16h58:29.633	29.378	37.746	38.465	11	1:45.589	ZIRA Patrick
704	715	[OUT] 17h02:26.213				11		ZIRA Patrick
705	715	[DRIVER] 3h40:37.382				11		PERROUX Dominique
754	715	17h04:20.217	35.904	38.957	39.143	12		PERROUX Dominique
797	715	17h06:05.364	29.384	37.338	38.425	13	1:45.147	PERROUX Dominique
835	715	17h07:50.586	29.678	37.501	38.043	14	1:45.222	PERROUX Dominique
873	715	17h09:35.659	29.536	37.385	38.152	15	1:45.073	PERROUX Dominique
911	715	17h11:24.240	30.076	37.815	40.690	16	1:48.581	PERROUX Dominique
951	715	17h13:09.663	29.848	37.508	38.067	17	1:45.423	PERROUX Dominique
985	715	17h14:55.076	29.610	37.419	38.384	18	1:45.413	PERROUX Dominique
1088	715	[OUT] 17h18:43.599				18		PERROUX Dominique
1089	715	[DRIVER] 2h45:19.811				18		ZIRA Patrick
1134	715	17h20:33.573	34.113	37.733	38.128	19		ZIRA Patrick
1178	715	17h22:19.169	29.196	37.881	38.519	20	1:45.596	ZIRA Patrick
1222	715	17h24:04.872	29.557	37.901	38.245	21	1:45.703	ZIRA Patrick
1262	715	17h25:49.880	29.258	37.760	37.990	22	1:45.008	ZIRA Patrick
1302	715	17h27:35.755	29.453	38.115	38.307	23	1:45.875	ZIRA Patrick
1343	715	17h29:22.349	29.728	38.312	38.554	24	1:46.594	ZIRA Patrick
1389	715	17h31:08.675	29.875	38.141	38.310	25	1:46.326	ZIRA Patrick
1429	715	17h32:59.774	30.495	42.418	38.186	26	1:51.099	ZIRA Patrick
1465	715	17h34:46.036	29.471	37.994	38.797	27	1:46.262	ZIRA Patrick
1476		1h00:00.163						FINISH
1500	715	17h36:31.950	29.777	37.699	38.438	28	1:45.914	ZIRA Patrick





Seq	Num	Heure	Secteur 1	Secteur 2	Secteur 3	Tour	Temps	Pilote
776 ACAC - LP MOTORSPORT BY GM SPO								
2								START
41	776	[OUT] 16h36:23.571						MULDER Maximilien
87	776	16h38:24.333	37.040	40.587	43.135	1		MULDER Maximilien
132	776	16h40:11.199	29.137	39.114	38.615	2	1:46.866	MULDER Maximilien
177	776	16h41:55.599	28.854	37.440	38.106	3	1:44.400	MULDER Maximilien
221	776	[IN] 16h43:43.655	29.015	38.512	40.529	4		MULDER Maximilien
298	776	[DRIVER] 3h24:52.495				4		MULDER Maximilien
299	776	[OUT] 16h46:41.470				4	2:57.815	BELGY Valentin
350	776	16h48:34.207	36.689	37.921	38.127	5		BELGY Valentin
396	776	16h50:18.493	29.039	37.250	37.997	6	1:44.286	BELGY Valentin
444	776	16h52:03.049	29.042	37.406	38.108	7	1:44.556	BELGY Valentin
487	776	16h53:48.384	29.522	37.619	38.194	8	1:45.335	BELGY Valentin
526	776	16h55:33.972	29.228	37.877	38.483	9	1:45.588	BELGY Valentin
576	776	16h57:18.595	29.053	37.207	38.363	10	1:44.623	BELGY Valentin
628	776	[IN] 16h59:10.351	32.268	40.903	38.585	11		BELGY Valentin
679	776	[OUT] 17h01:20.422				11	2:10.071	FRAZAO Fabien
680	776	[DRIVER] 3h39:31.566				11		FRAZAO Fabien
733	776	17h03:33.128	41.230	50.693	40.783	12		FRAZAO Fabien
774	776	17h05:17.454	28.981	37.317	38.028	13	1:44.326	FRAZAO Fabien
813	776	17h07:02.115	29.000	37.319	38.342	14	1:44.661	FRAZAO Fabien
849	776	17h08:46.384	28.999	37.252	38.018	15	1:44.269	FRAZAO Fabien
896	776	[IN] 17h10:51.902	33.478	48.675	43.365	16		FRAZAO Fabien
982	776	[OUT] 17h14:52.601				16	4:00.699	MULDER Maximilien
983	776	[DRIVER] 2h41:28.842				16		MULDER Maximilien
1036	776	17h16:45.855	36.900	38.039	38.315	17		MULDER Maximilien
1082	776	17h18:31.030	29.061	38.002	38.112	18	1:45.175	MULDER Maximilien
1128	776	17h20:17.284	29.202	38.737	38.315	19	1:46.254	MULDER Maximilien
1170	776	17h22:02.969	29.154	38.160	38.371	20	1:45.685	MULDER Maximilien
1214	776	[IN] 17h23:47.300	29.912	37.901	36.518	21		MULDER Maximilien
1289	776	[OUT] 17h27:05.515				21	3:18.215	BELGY Valentin
1290	776	[DRIVER] 2h53:41.892				21		BELGY Valentin
1334	776	17h28:57.308	36.324	37.455	38.014	22		BELGY Valentin
1375	776	17h30:42.708	29.110	38.012	38.278	23	1:45.400	BELGY Valentin
1416	776	17h32:27.399	28.923	37.593	38.175	24	1:44.691	BELGY Valentin
1453	776	17h34:12.646	29.126	37.937	38.184	25	1:45.247	BELGY Valentin
1476		1h00:00.163						FINISH
1487	776	17h35:57.373	28.991	37.531	38.205	26	1:44.727	BELGY Valentin